

## ACCESSIBILITY DETAILS FOR SIGNS



**FIGURE 11B-703.7.2.1  
 INTERNATIONAL SYMBOL  
 OF ACCESSIBILITY  
 (ISA)**

The International Symbol of Accessibility shall comply with Figure 11B-703.7.2.1. The symbol shall consist of a white figure on a blue background. The blue shall be FS 15090 in Federal Standard 595C

**Volume control telephones.** Telephones with a volume control shall be identified by a pictogram of a telephone handset with radiating sound waves on a square field such as shown in Figure 11B-703.7.2.3



**Cleaner Air**

**FIGURE 11B-703.7.2.5  
 CLEANER AIR SYMBOL**

**Cleaner Air Symbol.** Rooms, facilities and paths of travel that are accessible to and usable by people who are adversely impacted by airborne chemicals or particulate(s) and/or the use of electrical fixtures and/or devices shall be identified by the Cleaner Air Symbol complying with Figure 11B-703.7.2.5. This symbol is to be used strictly for publicly funded facilities or any facilities leased or rented by State of California, not concessionaires.

**FIGURE 11B-703.7.2.3  
 VOLUME CONTROL  
 TELEPHONE**



**FIGURE 11B-703.7.2.4  
 INTERNATIONAL SYMBOL  
 FOR HEARING LOSS**

**Assistive listening systems.** Assistive listening systems shall be identified by the International Symbol of Access for Hearing Loss complying with Figure 11B-703.7.2.4



**FIGURE 11B-703.7.2.2  
 INTERNATIONAL SYMBOL  
 OF TTY**

**11B-703.7.2.2 International Symbol of TTY.** The International Symbol of TTY shall comply with Figure 11B-703.7.2.2.

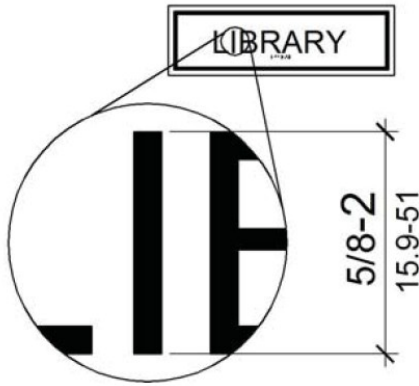
**11B-703 Signs**

**11B-703.1 General.** Signs shall comply with Section 11B- 703. Where both visual and tactile characters are required, either one sign with both visual and tactile characters, or two separate signs, one with visual, and one with tactile characters, shall be provided.

**11B-703.1.1 Plan review and inspection.** Signs as specified in Section 11B-703, or in other sections of this code, when included in the construction of new buildings or facilities, or when included, altered or replaced due to additions, alterations or renovations to existing buildings or facilities, and when a permit is required, shall comply with Sections 11B-703.1.1.1 and 11B-703.1.1.2.

**11B-703.1.1.1 Plan review.** Plans, specifications or other information indicating compliance with these regulations shall be submitted to the enforcing agency for review and approval.

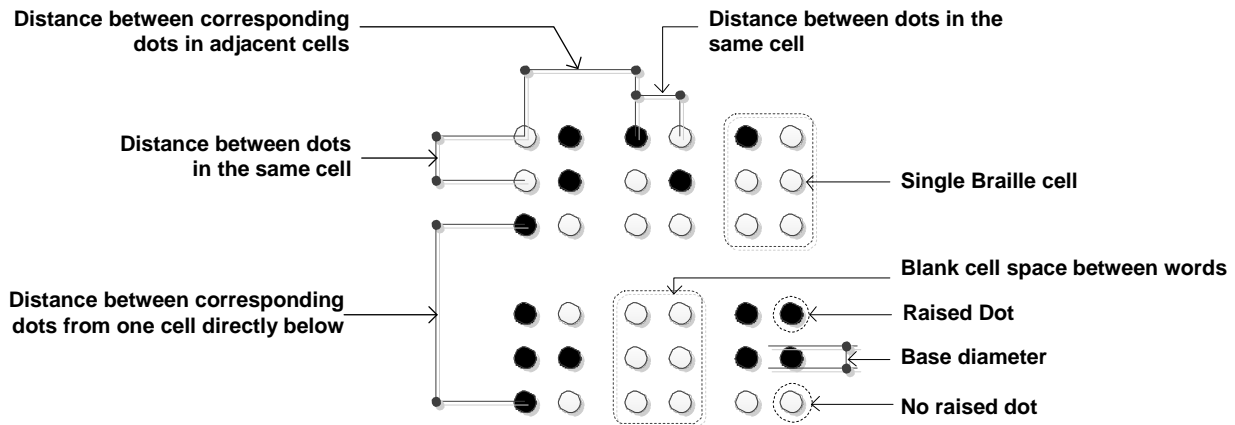
**11B-703.1.1.2 Inspection.** Signs and identification devices shall be field inspected after installation and approved by the enforcing agency prior to the issuance of a final certificate of occupancy per Chapter 1, Division II, Section 111, or final approval where no certificate of occupancy is issued. The inspection shall include, but not be limited to, verification that Braille dots and cells are properly spaced and the size, proportion and type of raised characters are in compliance with these regulations.



**FIGURE 11B-703.2.5  
 HEIGHT OF RAISED CHARACTERS**

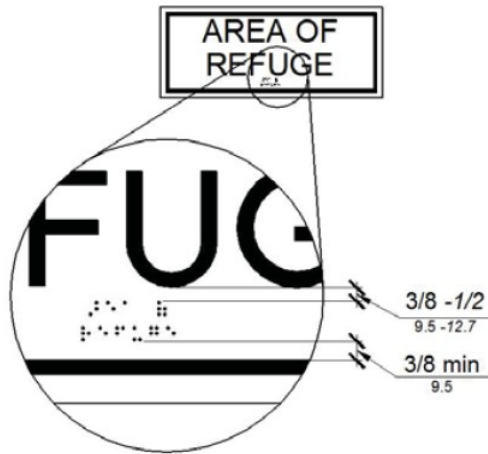
**TABLE 11B-703.3.1  
 BRAILLE DIMENSIONS**

MEASUREMENT RANGE	MINIMUM IN INCHES MAXIMUM IN INCHES
Dot base diameter	0.059 – 0.063
Distance between two dots in the same cell	0.100
Distance between corresponding dots in adjacent cells	0.300
Dot height	0.025 – 0.037
Distance between corresponding dots from one cell directly below	0.395 – 0.400

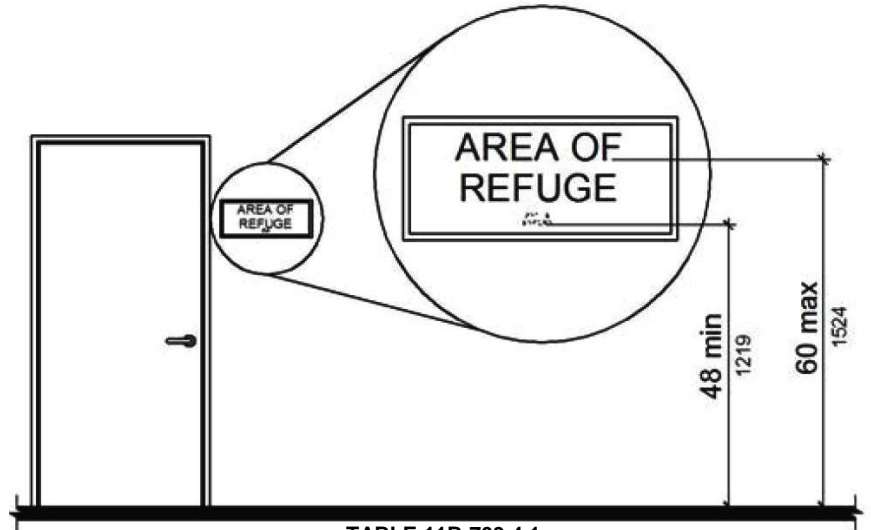


**FIGURE 11B-703.3.1  
 BRAILLE MEASUREMENT**

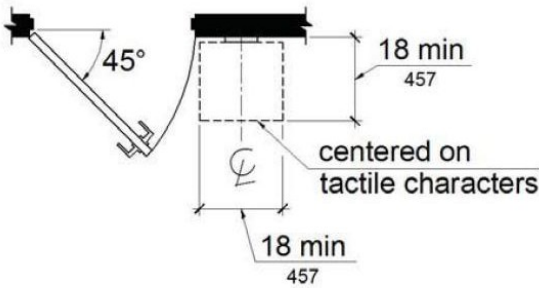
THESE DIAGRAMS ILLUSTRATES THE SPECIFIC REQUIREMENTS OF THESE REGULATIONS AND ARE INTENDED ONLY AS AN AID FOR BUILDING DESIGN AND CONSTRUCTION.



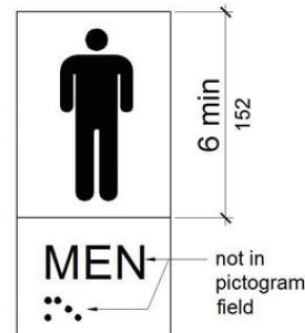
**FIGURE 11B-703.3.2**  
 POSITION OF BRAILLE



**TABLE 11B-703.4.1**  
 HEIGHT OF TACTILE CHARACTERS  
 ABOVE FINISH FLOOR OR GROUND



**FIGURE 11B-703.4.2**  
 LOCATION OF TACTILE SIGNS AT DOORS



**FIGURE 11B-703.6.1**  
 PICTOGRAM FIELD

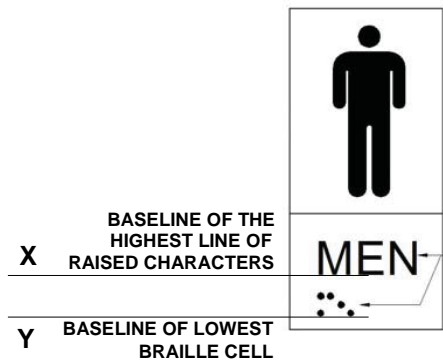
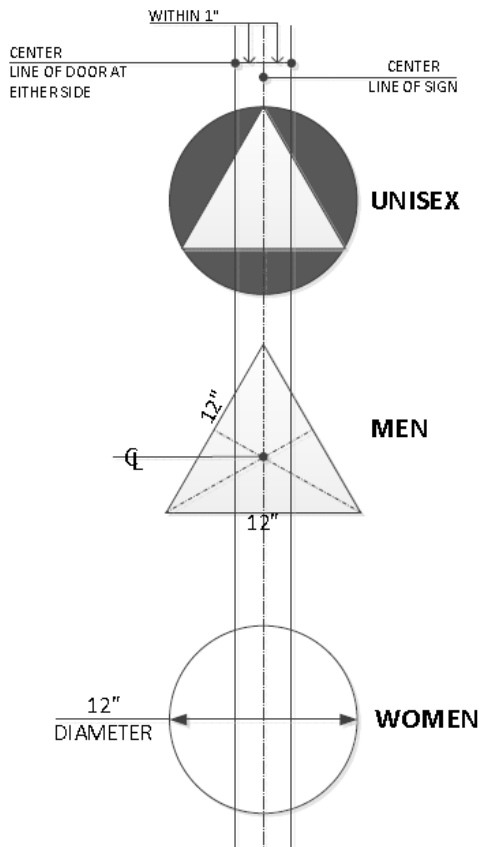
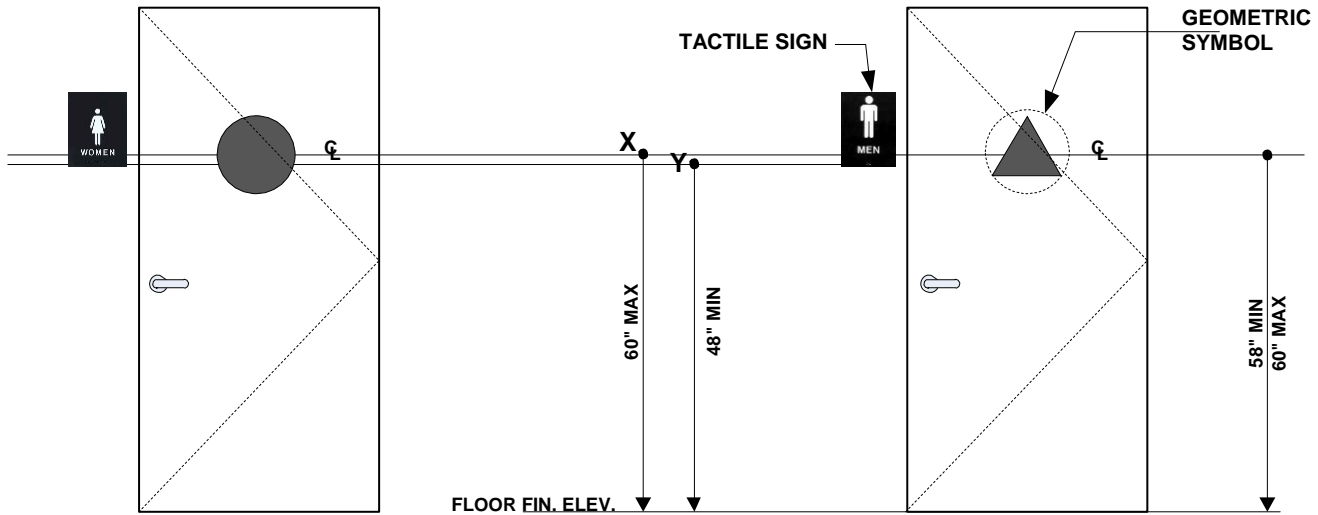
**TABLE 11B-703.5.5**  
 VISUAL CHARACTER HEIGHT

HEIGHT TO FINISH FLOOR OR GROUND FROM BASELINE OF CHARACTER	HORIZONTAL VIEWING DISTANCE	MINIMUM CHARACTER HEIGHT
40 inches (1016 mm) to less than or equal to 70 inches (1778 mm)	less than 72 inches (1829 mm)	$\frac{5}{8}$ inch (15.9 mm)
	72 inches (1829 mm) and greater	$\frac{5}{8}$ inch (15.9 mm), plus $\frac{1}{8}$ inch (3.2 mm) per foot (305 mm) of viewing distance above 72 inches (1829 mm)
Greater than 70 inches (1778 mm) to less than or equal to 120 inches (3048 mm)	less than 180 inches (4572 mm)	2 inches (51 mm)
	180 inches (4572 mm) and greater	2 inches (51 mm), plus $\frac{1}{8}$ inch (3.2 mm) per foot (305 mm) of viewing distance above 180 inches (4572 mm)
greater than 120 inches (3048 mm)	less than 21 feet (6401 mm)	3 inches (76 mm)
	21 feet (6401 mm) and greater	3 inches (76 mm), plus $\frac{1}{8}$ inch (3.2 mm) per foot (305 mm) of viewing distance above 21 feet (6401 mm)

As a covered entity under Title II of the Americans with Disabilities Act, the City of Los Angeles does not discriminate on the basis of disability and, upon request, will provide reasonable accommodation to ensure equal access to its programs, services and activities. For efficient handling of information internally and in the internet, conversion to this new format of code related and administrative information bulletins including MGD and RGA that were previously issued will also allow flexibility and timely distribution of information to the public.

THESE DIAGRAMS ILLUSTRATES THE SPECIFIC REQUIREMENTS OF THESE REGULATIONS AND ARE INTENDED ONLY AS AN AID FOR BUILDING DESIGN AND CONSTRUCTION.

**TOILETS AND BATHING FACILITIES GEOMETRIC SYMBOLS**



**TACTILE / RAISED CHARACTER & GD-II BRAILLE SIGN**

11B-703.4.1 Height above finish floor or ground.

Tactile characters on signs shall be located 48 inches (1219 mm) minimum above the finish floor or ground surface, measured from the baseline of the lowest Braille cells and 60 inches (1524 mm) maximum above the finish floor or ground surface, measured from the baseline of the highest line of raised characters. Exception: Tactile characters for elevator car controls shall not be required to comply with Section 11B- 703.4.1

**VARIABLE MESSAGE SIGNS**

Variable message signs shall comply with 11B-703.8