

**ACTIVE RECYCLING MATERIAL  
RECOVERY FACILITY AND  
TRANSFER STATION**

**TRANSFER/PROCESSING REPORT**

*Prepared for:*

**Active Recycling Co., Inc.**  
2000 W. Slauson Ave.  
Los Angeles, CA 90047  
(323) 295-7774

*Prepared by:*

**L. Miner and Associates**  
(310) 993-1676

**Revised March 2023**

# OWNER/APPLICANT CERTIFICATION STATEMENT


FOR

## ACTIVE RECYCLING MATERIAL RECOVERY FACILITY AND TRANSFER STATION

In accordance with California Code of Regulations Title 27, Section 21570(e), the undersigned, as owner/applicant of the Active Recycling Material Recovery Facility and Transfer Station, and as the applicant for a solid waste permit to operate said facility, hereby attest that all information in the application package, and Transfer Processing Report (TPR), are true and accurate to their best knowledge and belief.

Errol Segal

Applicant's Name (Print)




Applicant's Signature

3/15/2023

Date

Marilyn Segal

Owner's Name (Print)



Owner's Signature

3/15/2023

Date

# TRANSFER/PROCESSING REPORT

*Active Recycling MRF and Transfer Station*

---

---

## Table of Contents

1.0 FACILITY OVERVIEW .....	1
1.1 INTRODUCTION .....	1
1.2 SITE LOCATION.....	2
1.3 SITE PLAN DESCRIPTION.....	2
1.3.1 Site Plan .....	2
1.3.2 Service Area.....	2
1.4 NATURE AND QUANTITY OF WASTES.....	2
1.5 TYPES AND NUMBERS OF VEHICLES.....	7
2.0 REGULATORY REQUIREMENTS.....	9
2.1 PERMITS AND APPROVALS.....	9
3.0 FACILITY DESIGN.....	10
3.1 DESIGN PLANS .....	10
3.1.1 Site Plan .....	10
3.1.2 Tipping Areas.....	10
3.1.3 Storage Areas .....	10
3.1.4 Parking Areas.....	15
3.1.5 Traffic Plan .....	15
3.1.6 Waste Flow and Mass Balance .....	15
3.1.7 Surface Drainage and Runoff Control Plan .....	16
3.1.8 Industrial Wastewater Discharge .....	16
3.1.9 Utilities.....	16
3.2 DESIGN CALCULATIONS .....	17
3.2.1 Station Capacity.....	17
3.2.2 Vehicle Loading and Unloading.....	17
3.2.3 Material Tipping and Storage .....	18
3.2.4 Waste Transfer .....	24
4.0 STATION IMPROVEMENTS.....	25
4.1 SIGNAGE.....	25
4.2 SECURITY.....	25
4.3 ROADS.....	25
4.4 VISUAL SCREENING .....	25
5.0 OPERATIONS.....	26
5.1 HOURS OF OPERATION .....	26

# TRANSFER/PROCESSING REPORT

*Active Recycling MRF and Transfer Station*

---

---

5.2	STATION PERSONNEL .....	26
5.3	STATION EQUIPMENT .....	30
	5.3.1 Preventative Maintenance Program .....	30
	5.3.2 Standby Equipment .....	30
	5.3.3 Hazardous Waste Handling Equipment .....	31
5.4	MATERIALS HANDLING ACTIVITIES .....	31
	5.4.1 Material Recovery Facility (MRF) .....	31
	5.4.2 Waste Transfer .....	31
	5.4.3 Self-Haul .....	32
	5.4.4 Collection of Fees .....	32
	5.4.5 Storage of Recyclables .....	32
	5.4.6 Hazardous Waste Load Checking Program .....	32
	5.4.7 Hazardous Waste Storage .....	32
5.5	STATION MAINTENANCE .....	32
5.6	HEALTH AND SAFETY PROGRAM .....	33
	5.6.1 Water Supply and Sanitary Facilities .....	33
	5.6.2 Communications .....	33
	5.6.3 Lighting .....	33
	5.6.4 Fire .....	33
	5.6.5 Safety Equipment .....	34
	5.6.6 Emergency Provisions for Power Failure .....	34
6.0	STATION CONTROLS .....	35
	6.1 BURNING WASTES AND OPEN BURNING .....	35
	6.2 CLEANING .....	35
	6.3 DRAINAGE CONTROL .....	35
	6.4 DUST and ODOR CONTROL .....	35
	6.5 HAZARDOUS, LIQUID, SPECIAL, RADIOACTIVE and e-WASTES .....	36
	6.6 LITTER CONTROL .....	36
	6.7 MEDICAL WASTES .....	37
	6.8 NOISE CONTROL .....	37
	6.9 NON-SALVAGEABLE ITEMS .....	37
	6.10 NUISANCE CONTROL .....	37
	6.11 MAINTENANCE PROGRAM .....	37
	6.12 PERSONNEL HEALTH AND SAFETY .....	38
	6.13 PROTECTION OF USERS .....	38
	6.14 ROADS .....	38
	6.15 SANITARY FACILITIES .....	38
	6.16 SCAVENGING AND SALVAGING .....	38
	6.17 SIGNS .....	38
	6.18 LOAD CHECKING .....	38
	6.19 PARKING .....	39
	6.20 SOLID WASTE REMOVAL .....	39
	6.21 SUPERVISION AND PERSONNEL .....	39

# TRANSFER/PROCESSING REPORT

*Active Recycling MRF and Transfer Station*

---

6.22	TRAINING .....	39
6.23	VECTOR, BIRD, AND ANIMAL CONTROL .....	39
6.24	RECORD KEEPING .....	39
6.25	DOCUMENTATION OF LEA ACTIONS .....	40
6.26	COMMUNICATIONS EQUIPMENT .....	40
6.27	FIRE FIGHTING EQUIPMENT .....	40
6.28	HOUSEKEEPING .....	40
6.29	LIGHTING .....	40
6.30	EQUIPMENT .....	40
6.31	SITE SECURITY.....	40
6.32	SITE ATTENDANT.....	40
6.33	TRAFFIC CONTROL .....	40
6.34	VISUAL SCREENING .....	41
6.35	WATER SUPPLY .....	41
6.36	UNUSUAL PEAK LOADS.....	41
6.37	FINAL DISPOSAL.....	41
7.0	RECORDS AND REPORTING.....	42
7.1	WEIGHT RECORDS .....	42
7.2	SPECIAL OCCURRENCES .....	42
7.3	HAZARDOUS WASTE LOAD CHECKING PROGRAM.....	42
7.4	COMPLAINTS.....	42
7.5	INSPECTION OF RECORDS.....	42

## LIST OF FIGURES

FIGURE 1 - VICINITY MAP.....	3
FIGURE 2 - 1,000 FOOT RADIUS MAP .....	4
FIGURE 3 - OVERALL SITE PLAN.....	5
FIGURE 4 - ENLARGED SITE PLAN .....	6
FIGURE 5 - ONSITE QUEUING PLAN.....	11
FIGURE 6 - TIPPING AREAS “A”, “D” AND “E” CIRCULATION PLAN.....	12
FIGURE 7 - TIPPING AREAS “B”, “D” AND “E” CIRCULATION PLAN.....	13
FIGURE 8 - TIPPING AREAS “C”, “D” AND “E” CIRCULATION PLAN.....	14
FIGURE 9 - WASTE FLOW DIAGRAM .....	16
FIGURE 10 - TIPPING AREA “A” BUNKER.....	19
FIGURE 11 - TIPPING AREA “B” BUNKER.....	20
FIGURE 12 - TIPPING AREA “C” BUNKER.....	21
FIGURE 13 - TIPPING AREA “D” BUNKER.....	22
FIGURE 14 – TIPPING AREA “E” BUNKER.....	23
FIGURE 15 - ORGANIZATIONAL CHART .....	27

# TRANSFER/PROCESSING REPORT

*Active Recycling MRF and Transfer Station*

---

---

## LIST OF TABLES

TABLE 1 - ANTICIPATED AVERAGE SOLID WASTE ANNUAL TONNAGE.....	7
TABLE 2 - ANTICIPATED PEAK DAILY VEHICLES .....	8
TABLE 3 - TRANSFER CAPACITY .....	24
TABLE 4 - FACILITY STAFFING .....	28
TABLE 5 - CORPORATE EMERGENCY CONTACT LIST.....	28
TABLE 6 - OUTSIDE AGENCY EMERGENCY CONTACT LIST.....	29
TABLE 7 - ESTIMATED STATION EQUIPMENT.....	30

## APPENDICES

<u>SECTION</u>	<u>TITLE</u>
A	LOAD CHECK PROGRAM
B	LITTER CONTROL PROGRAM
C	CAPSULE RESUMES
D	ALTERNATIVE ODOR MANAGEMENT PLAN
E	SAFETY COMPLIANCE REPORT
F	INJURY AND ILLNESS PREVENTION PROGRAM

## 1.0 FACILITY OVERVIEW

### 1.1 INTRODUCTION

This document has been prepared in accordance with Title 14, Section 18221 of the California Code of Regulations (CCR), which lists the specific requirements for inclusion in a Transfer/Processing Report (TPR). This TPR describes the design and operation of Active Recycling Material Recovery Facility (MRF) and Transfer Station located in the City of Los Angeles.

The facility is designed to receive mixed municipal solid waste (MSW), source-separated construction, demolition and (CDI) inert debris, and green material. This TPR is for a 800 ton per day (TPD) municipal solid waste processing and transfer facility which includes approximately 300 TPD of curbside recyclable material.

The Active Recycling MRF and Transfer Station operation is located within the property of the existing Active Recycling Center and occupies approximately 38,500 square feet of the 3.56-acre site.

#### Summary of Facility Information

<b>Name of Facility:</b>	Active Recycling MRF and Transfer Station
<b>Facility Address:</b>	2000 W. Slauson Ave Los Angeles, CA 90047
<b>Permitted Capacity:</b>	800 TPD (500 TPD MSW and 300 TPD Curbside Recyclables)
<b>Design Capacity:</b>	1,000 TPD
<b>Land Owner/Operator/Address Where Legal Notice May Be Served</b>	Marilyn D. Segal (owner) Active Recycling Company, Inc. (operator) 2000 Slauson Ave Los Angeles, CA 90047

## 1.2 SITE LOCATION

The Active Recycling MRF and Transfer Station is located at 2000 West Slauson Ave, Los Angeles, CA, 90047 within Los Angeles County, zoning M2-1 (light industrial). The site is located in the northeast quarter of Section 23, Township 2 South, Range 14 West, San Bernardino Base and Meridian.

Major roads providing access to the facility include Slauson Ave, South Figueroa St, S. La Brea Ave, Interstate 110 and Interstate 405. **Figure 1**, Vicinity Map, shows the general location of the facility on W. Slauson Avenue about 2 miles west of the 110 Freeway and 3.5 miles south of the 10 Freeway.

Properties within 1,000 feet radius of the facility are zoned M2-1(light industrial), C2-1 (commercial), and some R2-1, and R1-1 (residential). The immediate adjacent land uses include: a Home Depot store to the east, the City of Los Angeles' Southwest Street MDY Large Volume Transfer/Processing Facility (CalRecycle permit 19-AA-0818) to the west, rail lines and industrial uses to the south, and Slauson Avenue and commercial uses to the north. See **Figure 2**, Radius Map (1,000 ft radius).

## 1.3 SITE PLAN DESCRIPTION

### 1.3.1 Site Plan


See **Figure 3**, Overall Site Plan, **Figure 4**, Project Site Plan.

### 1.3.2 Service Area

The facility services the City of Los Angeles, other local cities, and County Unincorporated areas.

## 1.4 NATURE AND QUANTITY OF WASTES

### 1.4.1 Waste Types

This facility accepts only non-hazardous material, including residential, commercial, and industrial waste materials. 

No high liquid content wastes, no designated wastes, no hazardous wastes, no exclusively putrescible loads and no wastes requiring special handling are accepted by this facility.

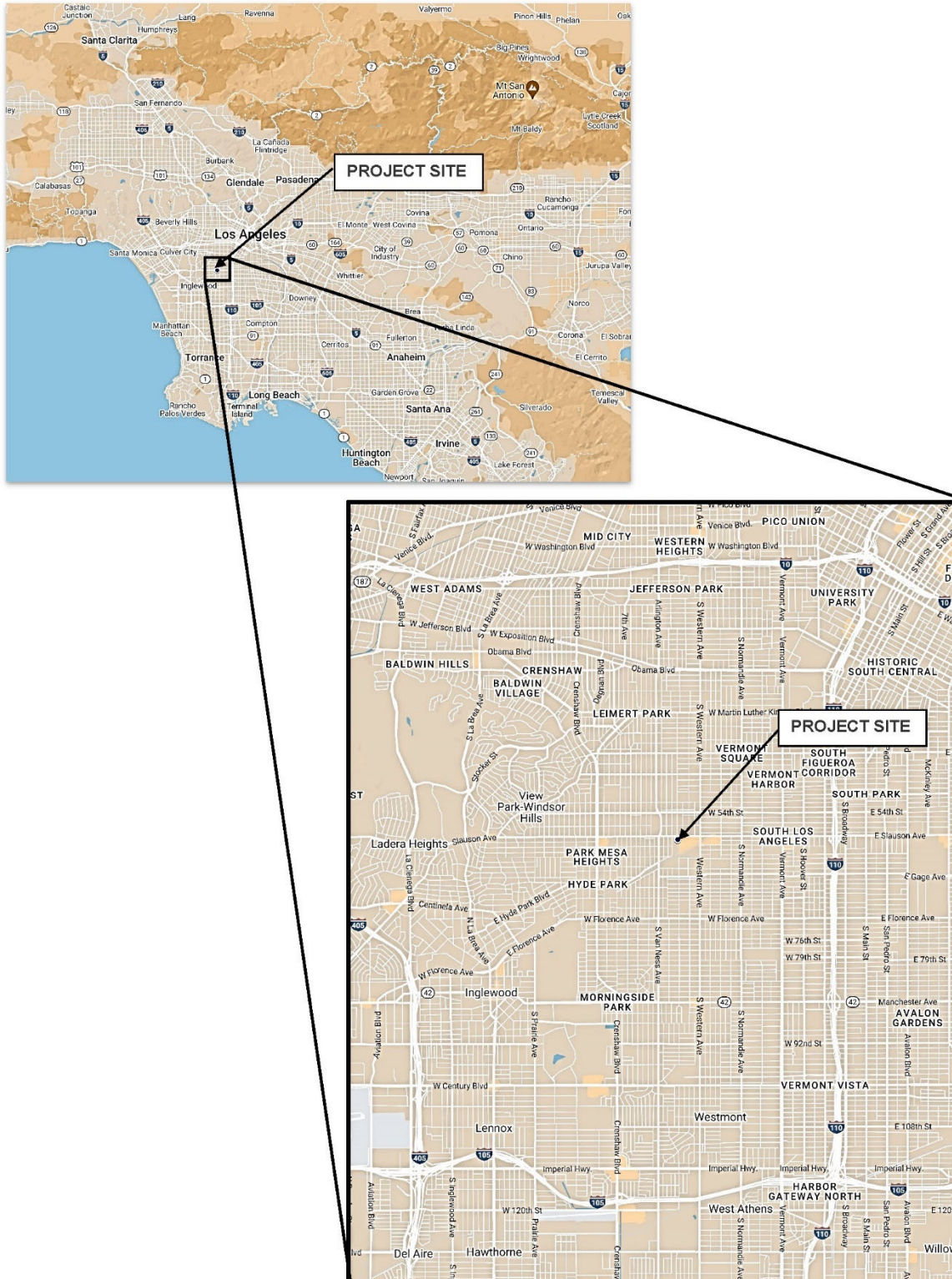
A Hazardous Waste Load Checking Program has been implemented to enforce this policy. A copy of this policy is included as **Appendix A**.



# TRANSFER/PROCESSING REPORT

Active Recycling MRF and Transfer Station

### FIGURE 1 - VICINITY MAP



# TRANSFER/PROCESSING REPORT

Active Recycling MRF and Transfer Station

## FIGURE 2 - 1,000 FOOT RADIUS MAP

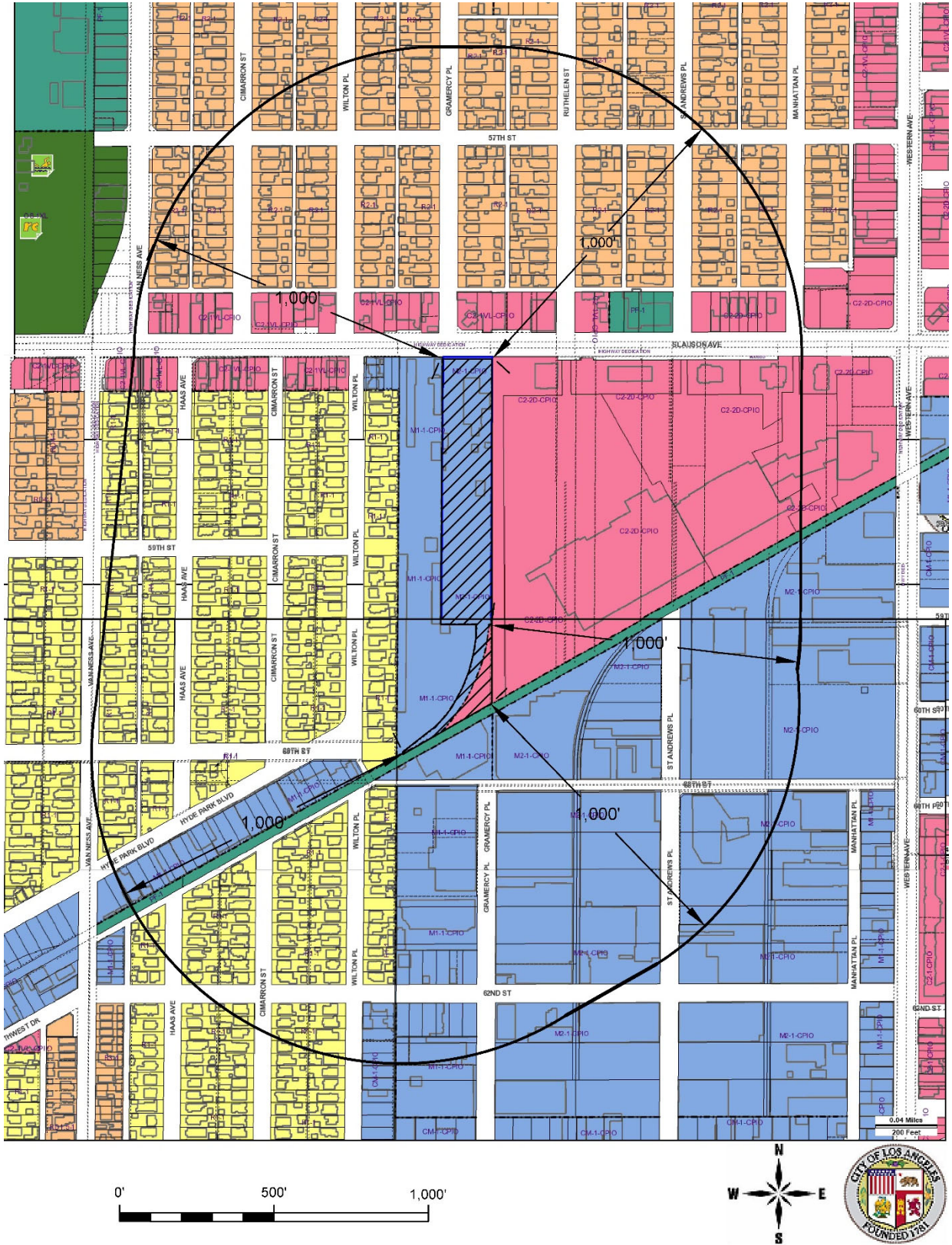
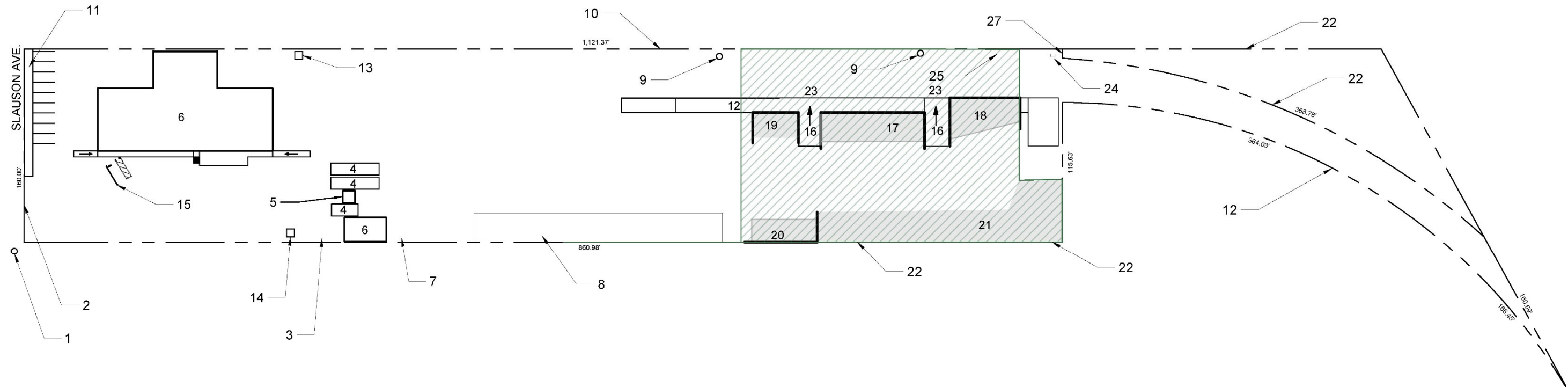


FIGURE 3 - OVERALL SITE PLAN



KEY NOTES

1. Fire Hydrant
2. Gated Ingress/Egress
3. Propane Tank
4. Truck Scale
5. Scale House
6. Building
7. Diesel Tank
8. Roll-Off Bin Storage for Recyclables
9. Fire Hose
10. Perimeter Security Fence (Min. 8' tall metal galvanized metal and chain link.)
11. Landscape Area
12. Loading Dock
13. Portable Toilet
14. Portable Wheelchair Accessible Toilet
15. Accessible Parking Space
16. Load-Out Ramp
17. Bunker "A" - (86' w x 26' d x 10'h)
18. Bunker "B" - (58' w x 35 +/-' d x 10' h)
19. Bunker "C" - (38' w x 26' d x 10' h)
20. Bunker "D" - (60' w x 26' d x 10' h)
21. Bunker "E" - (6,300 sf x 10' h)
22. 12' High Masonry Wall Topped with 8' High Screened Fencing
23. Transfer Truck Load-Out
24. Hazmat Storage Locker
25. Maintenance Shed

NOTE: Material Storage Shall Not Exceed the Height of Existing/Proposed Fencing/Screening

LEGEND

- Solid waste facility permit area - 36,500 SF.
- Maximum footprint of material bunkers/piles

NOTE: Material Storage Shall Not Exceed the Height of Screening Fence



GRAPHIC SCALE


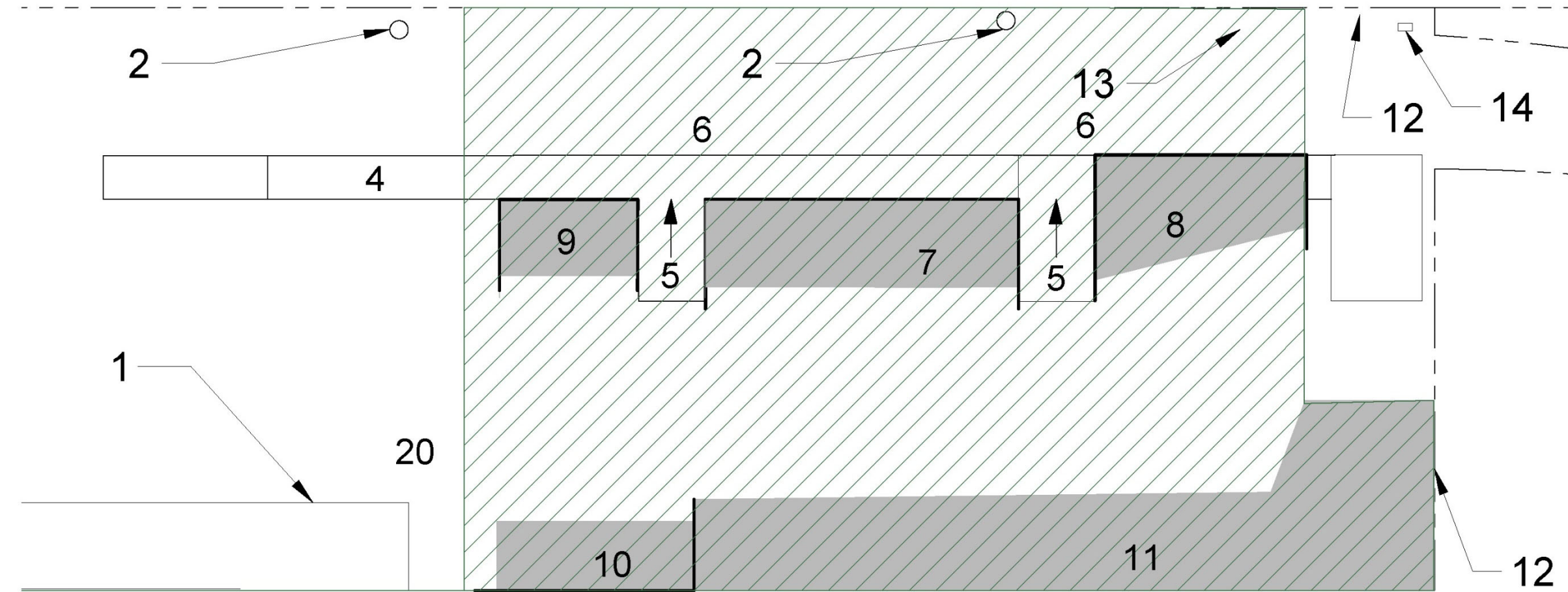


FIGURE 4 - ENLARGED SITE PLAN




KEY NOTES

1. Roll-Off Bin Storage for Recyclables
2. Fire Hose
3. Perimeter Security Fence (Min. 8' tall metal galvanized metal and chain link.)
4. Loading Dock
5. Load-Out Ramp
6. Transfer Truck Load-Out
7. Bunker "A" - (86' w x 26' d x 10'h)
8. Bunker "B" - (58' w x 35 +/-' d x 10' h)
9. Bunker "C"- (38' w x 26' d x 10' h)
10. Bunker "D" - (60' w x 26' d x 10' h)
11. Bunker "E" - (6,300 sf x 10' h)
12. 12' High Masonry VWall Topped with 8' High Screened Fencing
13. Maintenance Shed
14. Hazmat Storage Locker

NOTE: Material Storage Shall Not Exceed the Height of Existing/Proposed Fencing/Screening

LEGEND

- Maximum footprint of material bunkers/piles.
- Solid Waste Facility Permit Area



GRAPHIC SCALE



# TRANSFER/PROCESSING REPORT

Active Recycling MRF and Transfer Station

## 1.4.2 Waste Quantities



The facility is designed to process over 1,000 TPD of solid waste and will be permitted at this time for a maximum of 800 TPD. The anticipated average annual throughput over the first five years is 164,250 tons of solid waste, as shown in **Table 1**. This annual projection is an estimate only, and may differ as a result of new or revised waste hauling contracts, legislative mandates, or changes in available landfill disposal capacity and tipping fees.

Weekly and seasonal variations may affect the averages shown in **Table 1**, but the maximum daily tonnage of 500 TPD will not be exceeded. Unusual peak loading or emergencies will be handled at the facility by adding manpower and equipment, and/or extending the length of shifts.

**TABLE 1**  
**ANTICIPATED AVERAGE ANNUAL TONNAGE**

YEAR	TONS/DAY	TONS/YEAR*
2023	500	182,500
2024	800	292,000
2025	800	292,000
2026	800	292,000
2027	800	292,000
<b>5-YEAR AVERAGE</b>	<b>740</b>	<b>270,100</b>

\* Based on 7 days per week x 52 weeks per year operation.

The quantities of each waste type will vary depending on the size and types of programs serviced by the facility.

## 1.5 TYPES AND NUMBERS OF VEHICLES

The following types of vehicles will use the facility:

- **Inbound Vehicles:** collection trucks, roll-offs, and public self-haul vehicles
- **Outbound Vehicles:** roll-off trucks, flatbed trucks, or stake bed trucks.
- **Employee and Visitor Vehicles:** cars, trucks and vans.

# TRANSFER/PROCESSING REPORT

*Active Recycling MRF and Transfer Station*

**Table 2** summarizes facility traffic projected at the peak permitted capacity of 500 TPD as projected from the weigh scale records of the existing traffic and traffic counts from another existing transfer station.

**TABLE 2  
ANTICIPATED PEAK DAILY VEHICLES**

<b>VEHICLE TYPE</b>	<b>PROPOSED (800 TPD)<sup>(1)</sup></b>
<u>Inbound Vehicles</u>	
Collection Trucks	58
Roll-offs	44
Public Vehicles (pick-ups)	329
<u>Outbound Vehicles</u>	
Transfer Trucks	35
Employee and Visitor Vehicles <sup>(2)</sup>	10
<b>TOTAL VEHICLES PER DAY</b>	<b>476</b>

<sup>(1)</sup> Collection trucks: 8 tons per load; Inbound Roll-offs: 4 tons per load; Public Vehicles: 0.5 tons per load; Outbound Transfer Trucks with residue: 23 tons per load.

<sup>(2)</sup> Some employees carpool, take mass-transit, or ride bikes to work

The facility design has set aside eight (8) parking spaces plus one (1) handicapped for the employee and visitor vehicles (See Site Plan). The spaces needed are based on an extrapolation of the existing operation. Collection and transfer trucks belong to other companies and will park offsite at other locations.

## 2.0 REGULATORY REQUIREMENTS

### 2.1 PERMITS AND APPROVALS

The following regulatory requirements apply to the FACILITY:

- **Land Use Permit** – The facility has a Certificate of Occupancy from the City of Los Angeles, dated August 11, 2012, which allows sorting of mixed waste.
- **Environmental Documentation** – An environmental Initial Study/Mitigated Negative Declaration was completed on October 20, 2016, and no significant adverse impacts were identified that could not be mitigated to a level of significance. The Mitigated Negative Declaration and a Notice of Determination was adopted by the Local Enforcement Agency on May 30, 2017. **An Addendum to the MND was prepared and adopted by the LEA on \_\_\_\_\_.**
- **City Non-Disposal Facility Element (NDFE)** – In December 2011, the City Council of Los Angeles, CA added the Active Recycling MRF and Transfer Station to the City of Los Angeles’s NDFE.
- **Storm Water Permit** - The facility has a General Industrial Storm Water Permit (NPDES) with the State Water Resources Control Board (SWRCB), WDID# 419I023130. A Storm Water Pollution Prevention Plan (SWPPP) and Monitoring Program Plan (MPP) have been developed.
- **Hazardous Waste Generator ID Number** - The facility has obtained a State Site Specific Identification number from the Department of Toxic Substances Control: CAL920744045. This number is used for all manifesting, record keeping, and reporting required for materials discovered through the load-checking program.
- **Solid Waste Facilities Permit** – The facility has a Large Volume Transfer Processing Solid Waste Facility Permit from the LEA and CalRecycle a copy of which is kept on file at the facility.

## 3.0 FACILITY DESIGN

### 3.1 DESIGN PLANS

#### 3.1.1 Site Plan

The Active Recycling MRF and Transfer Station is located within the existing Active Recycling Center. The facility is designed to receive, process and transfer mixed MSW.

The Queuing Plan (**Figure 5**) presents a hypothetical maximum capacity traffic flow at the facility for collection trucks, roll-off trucks (inbound and outbound), and self-haul vehicles. The Overall Site Plan (**Figure 3**) and Project Site Plan (**Figure 4**) previously shown provides the location of the tipping areas, sorting area, and material storage and load out.

#### 3.1.2 Tipping Areas

There are five tipping areas onsite that can be used on a rotating basis or for specific waste streams if the need arises. The bunkers utilize ten foot tall push walls and have the following dimensions: Bunker “A” is 86 feet long and 26 feet deep; Bunker “B” is 58 feet long and approximately 30 deep wide; Bunker “C” is 38 feet long and 26 feet deep; and, Bunker “D” is 60 feet long and 28 feet deep. Curbside recyclables may also be tipped and processed within a 6,300 square foot area in the southwest corner of the solid waste permit area referred to as Bunker “E”. **Figures 6 through 8** show vehicle circulation on the site based on the staggered use of the tipping areas and storage bunkers.

#### 3.1.3 Storage Areas

Incoming waste materials are unloaded into dedicated tipping areas where the material is sorted, and any recovered recyclables are temporarily stored in containers and transferred to the Recycling Center located onsite. The remaining material is loaded into transfer trucks and delivered to transfer stations, landfills or other processing facilities. No sorting of curbside recyclables will occur. Material will be transloaded into transfer trucks and taken to other permitted facilities for processing.



FIGURE 5 - ONSITE QUEUING PLAN

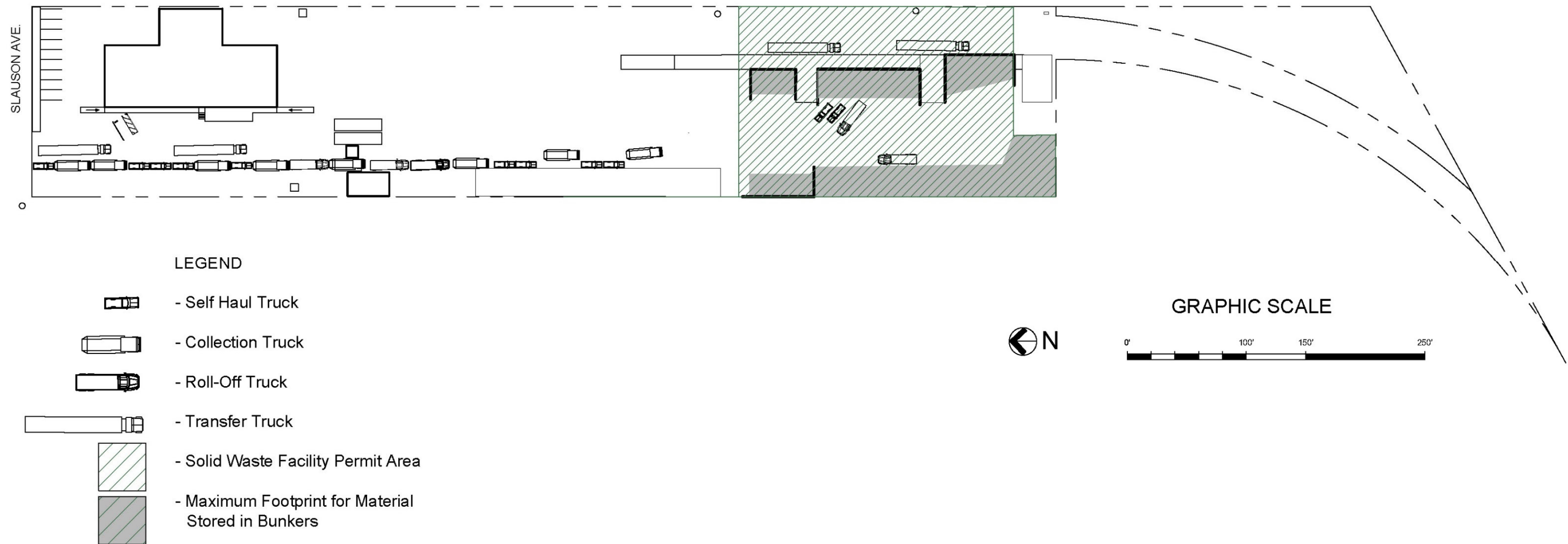
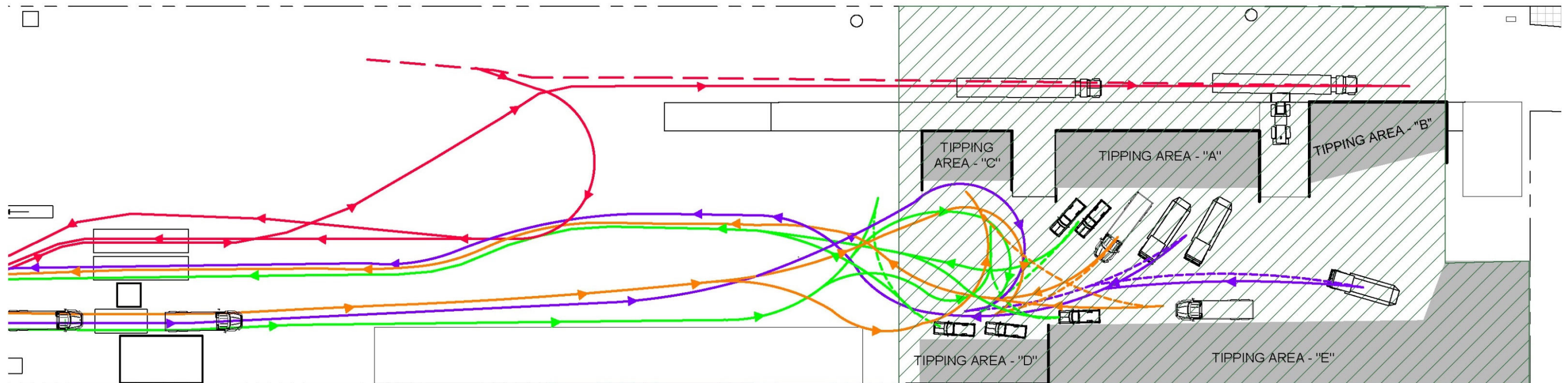






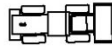


FIGURE 6 - TIPPING AREAS "A", "D" AND "E" CIRCULATION PLAN



LEGEND

-  - Self Haul Pick Up Truck - Minimum 24' turning radius/48' turning circle. (Edmunds.com)
-  - Collection Truck - Minimum 42' turning radius/84' turning circle 84' (AASHTO 2001-single unit truck)
-  - Inbound/Outbound Roll-Off Trucks - Minimum 42' turning radius/84' turning circle (AASHTO 2001-single unit truck)
-  - Inbound/Outbound Transfer Trucks - Minimum 42' turning radius/84' turning circle (AASHTO 2001-single unit truck)
- (Dashed lines indicate that a vehicle is backing up)

NOTE: Tipping areas "A", "B", "C", "D" and "E" will be used by customers on a rotating basis. Tipping area "D" is used primarily for green waste and inerts but can also be used for mixed waste if needed. This plan is intended to show general traffic patterns. Short term field conditions may result in minor variations from the traffic patterns shown.

-  - Wheeled Loader (Minimum 24' outside turning radius)
-  - Solid Waste Facility Permit Area
-  - Maximum Footprint for Material Stored in Bunkers


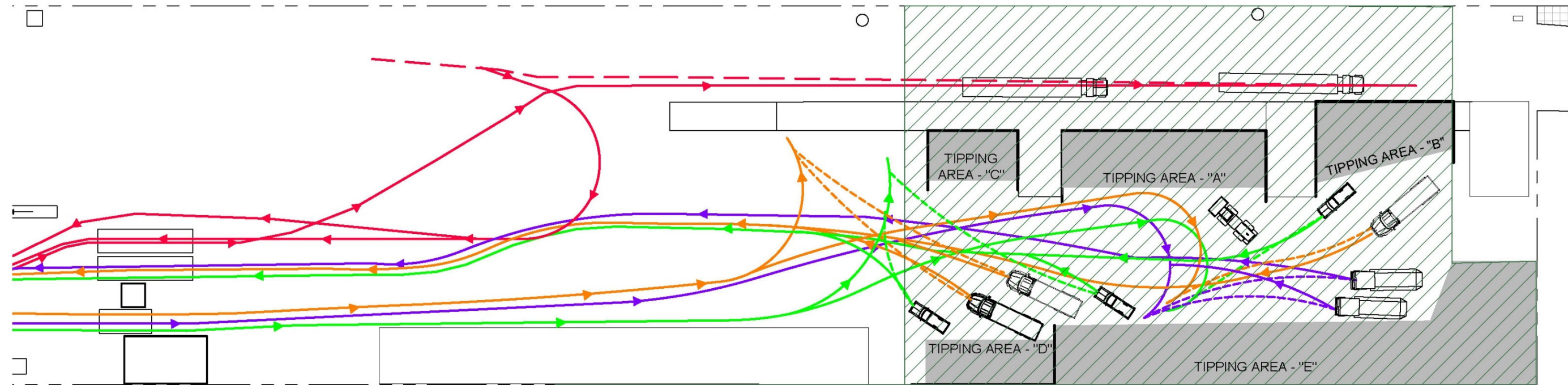










FIGURE 7 - TIPPING AREAS "B", "D" AND "E" CIRCULATION PLAN



NOTE: Tipping areas "A", "B", "C", "D" and "E" will be used by customers on a rotating basis. Tipping area "D" is used primarily for green waste and inerts but can also be used for mixed waste if needed. This plan is intended to show general traffic patterns. Short term field conditions may result in minor variations from the traffic patterns shown.

LEGEND

-   - Self Haul Pick Up Truck - Minimum 24' turning radius/48' turning circle. (Edmunds.com)
-   - Collection Truck - Minimum 42' turning radius/84' turning circle (AASHTO 2001-single unit truck)
-   - Inbound/Outbound Roll-Off Trucks - Minimum 42' turning radius/84' turning circle (AASHTO 2001-single unit truck)
-   - Inbound/Outbound Transfer Trucks - Minimum 42' turning radius/84' turning circle (AASHTO 2001-single unit truck)

(Dashed lines indicate that a vehicle is backing up)




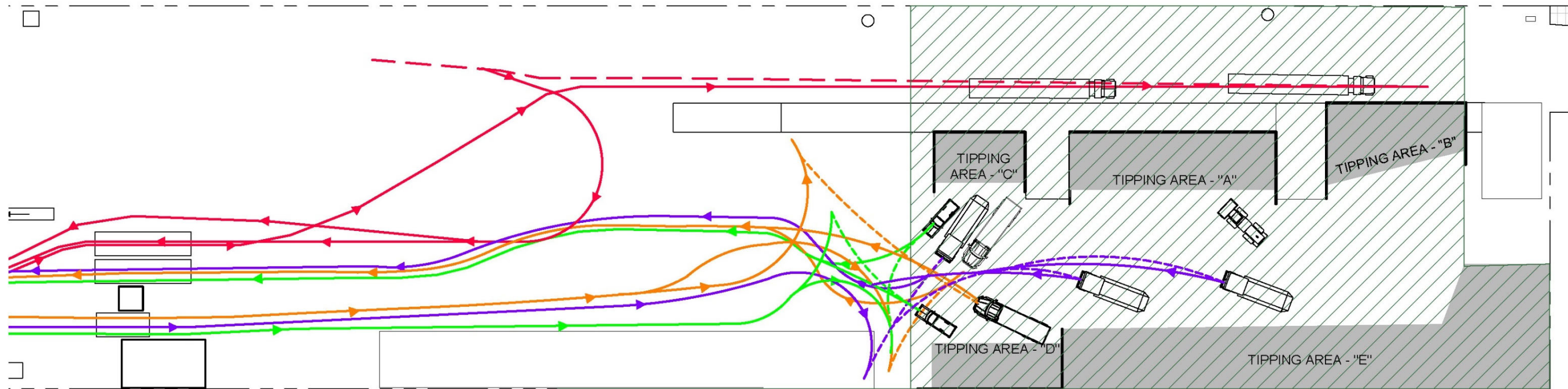
-  - Wheeled Loader (Minimum 24' outside turning radius)
-  - Solid Waste Facility Permit Area
-  - Maximum Footprint for Material Stored in Bunkers



FIGURE 8 - TIPPING AREAS "C", "D" AND "E" CIRCULATION PLAN



NOTE: Tipping areas "A", "B", "C", "D" and "E" will be used by customers on a rotating basis. Tipping area "D" is used primarily for green waste and inerts but can also be used for mixed waste if needed. This plan is intended to show general traffic patterns. Short term field conditions may result in minor variations from the traffic patterns shown.

LEGEND

- Self Haul Pick Up Truck - Minimum 24' turning radius/48' turning circle. (Edmunds.com)
- Collection Truck - Minimum 42' turning radius/84' turning circle 84' (AASHTO 2001-single unit truck)
- Inbound/Outbound Roll-Off Trucks - Minimum 42' turning radius/84' turning circle (AASHTO 2001-single unit truck)
- Inbound/Outbound Transfer Trucks - Minimum 42' turning radius/84' turning circle (AASHTO 2001-single unit truck)

(Dashed lines indicate that a vehicle is backing up)

- Wheeled Loader (Minimum 24' outside turning radius)
- Solid Waste Facility Permit Area
- Maximum Footprint for Material Stored in Bunkers



# TRANSFER/PROCESSING REPORT

*Active Recycling MRF and Transfer Station*

---

Waste storage is minimized by implementing a “first-in, first-out” policy. In accordance with State law, no waste is stored onsite longer than 48 hours. The facility does not anticipate waste storage for this extended amount of time. Generally, waste will be transferred from the facility within 24 hours. By the end of daily operations all material will be transferred from the facility or containerized. Containerized material will be stored within the project site boundaries in transfer trucks.

## **3.1.4 Parking Areas**

Collection and transfer trucks are owned by others and will park off-site unless being used to store material for delivery to landfills, or other processing facilities. On-site parking is provided for employees and visitors. The handicapped parking areas are shown on the Site Plan.

## **3.1.5 Traffic Plan**

Trucks will access the facility off I-110 or I-405 to Slauson Ave and into the site. These are all major truck routes.

Inbound trucks enter the facility through the main driveway to weigh in at a scale. They will then tip their loads in the designated tipping area depending on the material type. Most commercial collection vehicles and roll-off trucks have their tare weights recorded in the scalehouse computer and are usually not required to weigh out. Vehicles will alternate between using Tipping Areas “A” “B” and “C”. Tipping Area “D” will be used primarily for green waste and inert materials but can also be used for mixed waste if the need arises. When one bunker is full, vehicles will be directed to an empty bunker which will minimize potential conflicts between customers and load-out activities.

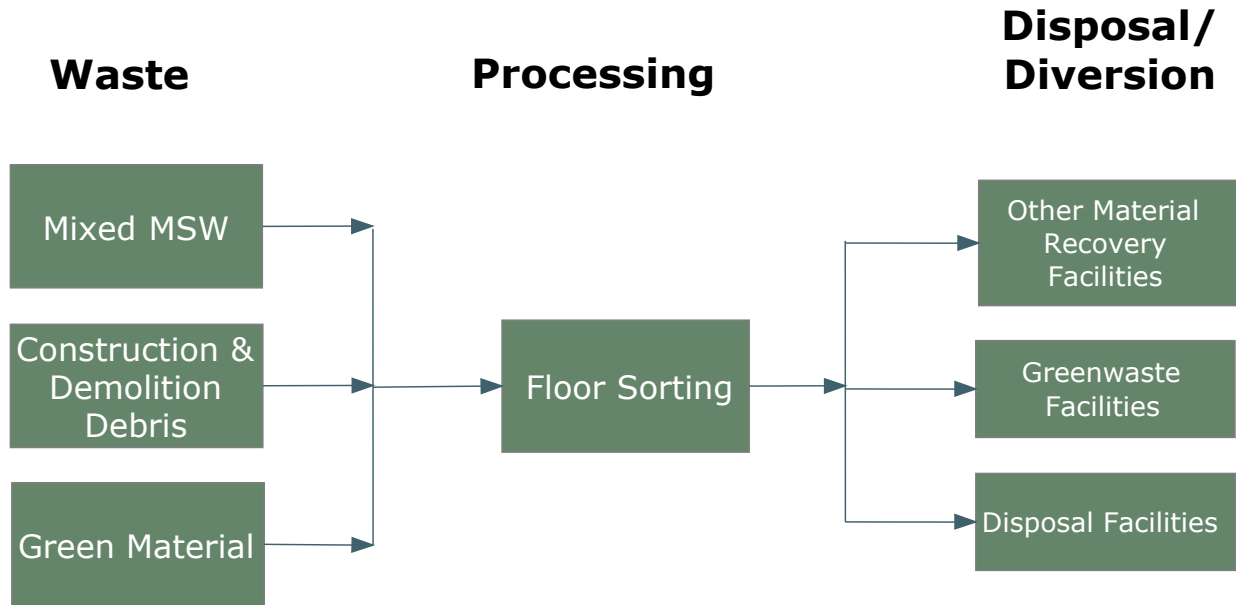
Transfer trucks picking up material enter through the main driveway and proceed to the load out areas. After loading, these trucks exit through the main driveway. Visitors and employees enter the main driveway and park where indicated.

During waste receiving hours, facility personnel in the scalehouse monitor incoming traffic. During non-waste receiving hours, fences, walls, and gates secure the site at all entry and exit points.

## **3.1.6 Waste Flow and Mass Balance**

**Figure 9**, Waste Flow Diagram, presents an approximate flow of materials through the facility from unloading through sorting, processing, and load out. This may vary substantially depending on the types and composition of materials received in the future. Material handling activities involved in this waste flow are discussed in **Section 5**, Operations.

FIGURE 9 - WASTE FLOW DIAGRAM



### 3.1.7 Surface Drainage and Runoff Control Plan

The drainage and runoff control plan has been submitted as part of the Stormwater NPDES Permit. The purpose is to ensure that runoff does not contain solids or other contaminants; that flooding does not occur, and that erosion is avoided. A trench drain with filter inserts has been constructed along the main driveway as a new structural Best Management Practice (BMP). Stormwater enters the trench drain, runs through the filters and into a dry well located near the front landscaped area. From the gravel filled dry well, the filtered water recharges into the ground.

### 3.1.8 Industrial Wastewater Discharge

No industrial wastewater will be discharged from the site. The water used as dust control in the tipping area is absorbed into the pile or evaporates.

### 3.1.9 Utilities

The Los Angeles Department of Water and Power provides both power and water to the facility. Sewer services are provided by Los Angeles Department of Public Works.

## 3.2 DESIGN CALCULATIONS

### 3.2.1 Station Capacity

This section substantiates the facility's ability to handle the proposed permit design capacity of 800 TPD and the design capacity of 1,000 TPD without causing environmental harm or safety problems.

### 3.2.2 Vehicle Loading and Unloading

The following assumptions and calculations support the facility design with respect to vehicle loading and unloading.

- Queuing

Approximately nine (9) collection vehicles, five (5) roll-off trucks and 14 self-haul vehicles can queue before the incoming scale. Given a 90-second weigh-in time, there should be sufficient to ensure that off-site traffic on Slauson Avenue is affected. See **Figure 5** for the Queuing Plan.

- Weigh-in/Off-loading

Assuming 90 seconds to weigh-in (30 seconds for weighing and 60 seconds to ascertain jurisdiction of origin), approximately 40 vehicles could weigh-in per hour. Based on an average incoming vehicle load of 1.27 tons a total of approximately 394 inbound vehicles per day would use the facility at the permitted capacity of 500 TPD. Based on a 14 hour operating day, an average of approximately 28 inbound vehicles per hour would be anticipated which is below the maximum 40 vehicles per hour that could be weighed in at the facility using one scale. A second scale can be implemented during peak periods which would double the inbound capacity to approximately 80 vehicles per hour. Using two inbound scales and an average load of 1.27 tons per vehicle, a total of 1,422 TPD of material could be weighed-in each day.

During routine operations the use of Tipping Areas "A" and "B" will be staggered, Tipping Area "C" will be used for peak periods, and Tipping Area "D" used for inert material and green waste but will be available for overflow mixed waste if needed. When the bunker for Tipping Area "A" is full, customers are directed to Tipping Area "B" and the material in bunker "A" loaded into transfer trucks, and vice-versa. Tipping Areas "C" and "D" can be used during high volume periods and allow for simultaneous tipping and load-out.

Assuming vehicles can unload in an average of ten (10) minutes and that eight (8) vehicles can unload simultaneously, a total of 48 vehicles could unload in one hour. See **Figures 6, 7 and 8**. During routine operations, and based on an average incoming load of 1.27 tons, 48 vehicles tipping per hour, and during a 14 hour operating day,

# TRANSFER/PROCESSING REPORT

Active Recycling MRF and Transfer Station

---

approximately 732 tons of material can be tipped at the facility each day. If operations are maximized and Tipping Area “C” is utilized for overflow and a total of 11 vehicles can unload simultaneously, a total of 66 vehicles could unload in one hour. Based on an average incoming load of 1.27 tons, 66 vehicles tipping per hour and a 14 hour operating day, approximately 1,173 tons of material can be tipped at the facility each day.

- Allocation of Incoming/Outgoing Materials

Active Recycling will allocate materials to jurisdictions according to the following procedures:

- As each vehicle weighs in, the scale operator will ask the driver for the origin of the load and note it on the weigh ticket.
- Active Recycling will report total diversion and disposal tonnages for each jurisdiction using the facility per the requirements of CalRecycle’s Disposal Reporting System for transfer stations, and as required by the LEA.

### 3.2.3 Material Tipping and Storage

Inside the designated transfer and processing area there are five tipping areas, and five storage bunkers/piles with a combined capacity of between approximately 370 tons of material. The following provides the methodology for calculating the onsite storage.

#### Tipping Area “A” Bunker Storage Capacity

Approximately 477 cubic yards (CY) or 72 tons of mixed waste can be stored in the three-sided Tipping Area “A” bunker that is 88 feet long, 26 feet wide and 10 feet high as shown in **Figure 10**. In order to determine the storage capacity of the bunker, it is assumed that the material being stored is compacted against the bunker’s walls creating an angle of repose with a 1:1 slope, and that approximately 6 feet of space is available inside the bunker between the edge of the pile and the edge of the bunker for vehicle maneuvering and tipping. The volume of a three-sided bunker can be calculated using the formula for rectangle which is length (L) x width (W) x height (H) plus the volume of a wedge which is calculated as follows.:  $(2 \times \text{base length} + \text{top length}) \times \text{base width} \times \text{height}/6$ .

The volume of the Tipping Area “A” bunker is calculated as follows:

Rectangle Volume:  $86' \times 10' \times 10' = 8,600 \text{ cubic feet (CF)}/27 = 319 \text{ cubic yards (CY)}$ .

Wedge Volume:  $(2 \times 86' + 86') \times 10' \times 1.66 = 4,283 \text{ CF}/27 = 158 \text{ CY}$ .

Total Tipping Area “A” Bunker Volume:  $326 \text{ CY} + 162 \text{ CY} = 477 \text{ CY}$



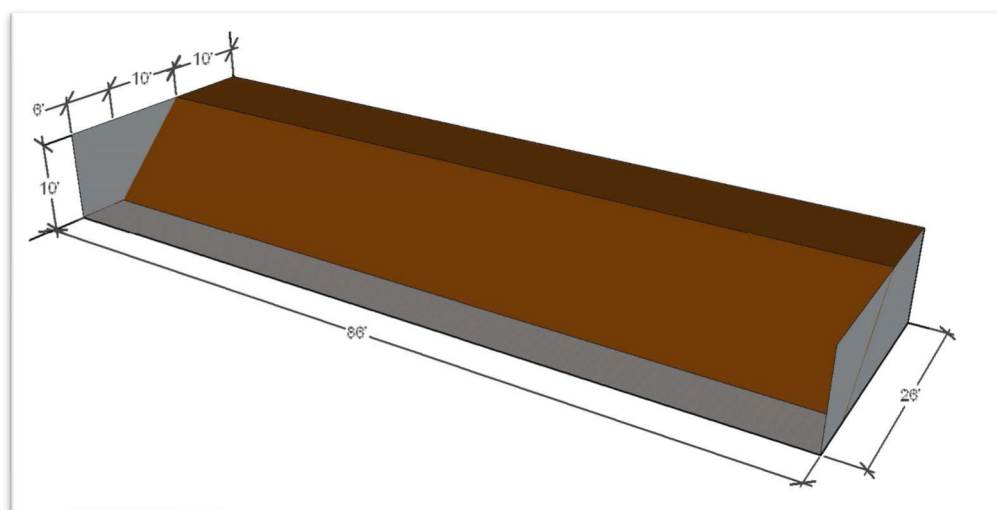
# TRANSFER/PROCESSING REPORT

*Active Recycling MRF and Transfer Station*

---

Based on a total storage capacity of 477 cubic yards, and an estimated MSW density of 300 pounds/CY, a total of 72 tons of material can be stored in the Tipping Area “A” bunker. Uncompacted commercial/industrial MSW has a density of between 300 and 600 pounds/CY per the Solid Waste Association of North America, Manager of Landfill Operations Training and Certification Course. January 1989 (Revised June 1991 and October 1994).

**FIGURE 10 - TIPPING AREA “A” BUNKER**



## Tipping Area “B” Bunker Storage Capacity

Approximately 458 CY or 68 tons of mixed waste can be stored in the three-sided Tipping Area “B” bunker that is 58 feet long, and varies between 40 feet and 25 feet in width (for an average width of 16.5 feet) and 10 feet in height as shown in **Figure 11**. In order to determine the storage capacity of the inert material bunker, it is assumed that the material being stored is compacted against the bunker’s walls creating an angle of repose with a 1:1 slope, and that approximately 6 feet of space is available inside the bunker between the edge of the pile and the edge of the bunker for vehicle maneuvering and tipping. The volume of the Tipping Area “B” bunker is calculated as follows:

Truncated Pyramid Volume:

$$Volume = (Base Area + Top Area + \sqrt{(Base Area \times Top Area)}) \times Height / 3$$

$$Volume = (1,555 \text{ sf} + 945 \text{ sf} + \sqrt{(1,555 \text{ sf} \times 945 \text{ sf})}) \times 10 / 3$$

$$Volume = (2,500 \text{ sf} + \sqrt{1,469,475 \text{ sf}}) \times 3.33$$

$$Volume = (2,500 \text{ sf} + 1,212) \times 3.33$$

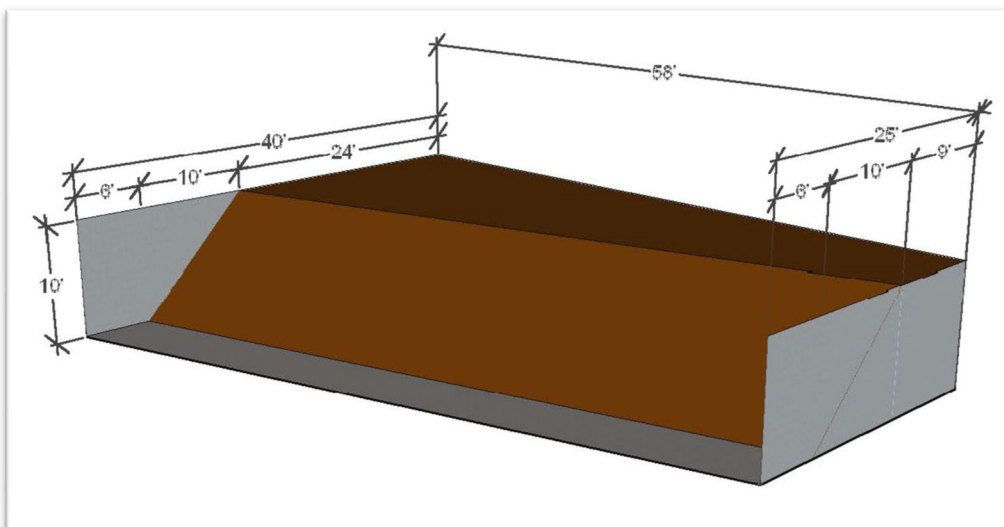
$$Volume = (3,712 \text{ sf}) \times 3.33$$

$$Volume = 12,360 \text{ cf}$$

$$Volume = \frac{12,360}{27} = 457.7 = 458 \text{ cy}$$

Based on a total storage capacity of 458 cubic yards, and an estimated MSW density of 300 pounds/CY, a total of 68 tons of material can be stored in the Tipping Area “B” bunker.

**FIGURE 11 - TIPPING AREA “B” BUNKER**



## Tipping Area “C” Bunker Storage Capacity

Approximately 210 cubic yards (CY) or 32 tons of mixed waste can be stored in the three-sided Tipping Area “A” bunker that is 88 feet long, 26 feet wide and 10 feet high as shown in **Figure 12**. In order to determine the storage capacity of the MSW bunker, it is assumed that the material being stored is compacted against the bunker’s walls creating an angle of repose with a 1:1 slope, and that approximately 6 feet of space is available inside the bunker between the edge of the pile and the edge of the bunker for vehicle maneuvering and tipping. The volume of a three-sided bunker can be calculated using the formula for rectangle which is length (L) x width (W) x height (H) plus the volume of a wedge which is calculated as follows.:  $(2 \times \text{base length} + \text{top length}) \times \text{base width} \times \text{height}/6$ . The volume of the MW bunker is calculated as follows:

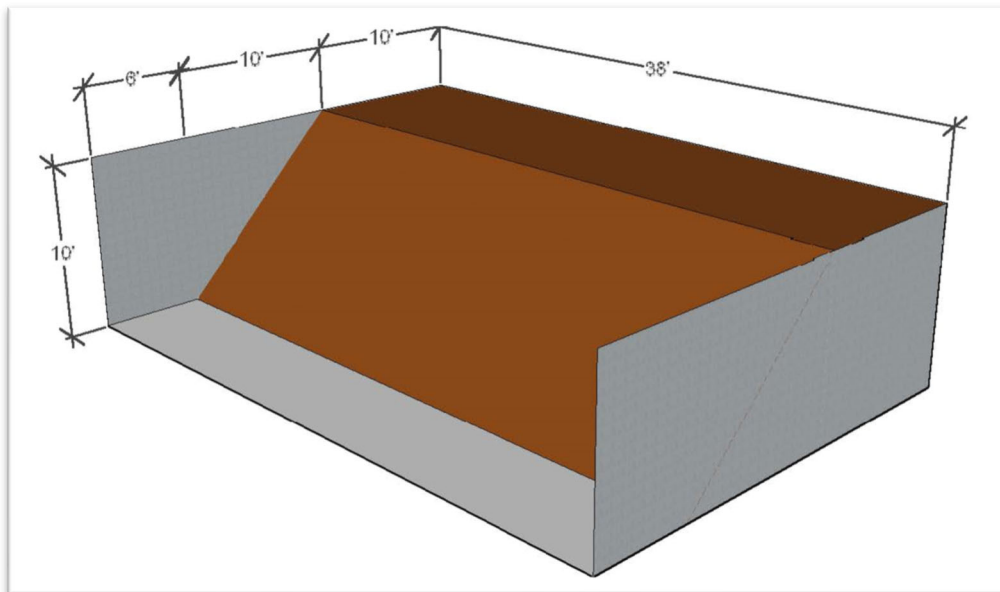
Rectangle Volume:  $38' \times 10' \times 10' = 3,800 \text{ cubic feet (CF)}/27 = 140 \text{ cubic yards (CY)}$ .

Wedge Volume:  $(2 \times 38' + 38') \times 10' \times 1.66 = 1,892 \text{ CF}/27 = 70 \text{ CY}$ .

Total Tipping Area “A” Bunker Volume:  $140 \text{ CY} + 70 \text{ CY} = 210 \text{ CY}$

Based on a total storage capacity of 210 cubic yards, and an estimated MSW density of 300 pounds/CY, a total of 32 tons of material can be stored in the Tipping Area “C” bunker.

**FIGURE 12 - TIPPING AREA “C” BUNKER**



## Tipping Area “D” Bunker Storage Capacity

The Tipping Area “D” is 60 feet long, 28 feet wide and 10 feet high as shown in **Figure 13** and can hold approximately 195 CY of material calculated as follows:

Truncated Pyramid Volume:

$$Volume = (\text{Base Area} + \text{Top Area} + \sqrt{(\text{Base Area} \times \text{Top Area})}) \times \text{Height} / 3$$

$$Volume = (1,188 \text{ sf} + 528 \text{ sf} + \sqrt{(1,188 \text{ sf} \times 528 \text{ sf})}) \times 10 / 3$$

$$Volume = (1,656 \text{ sf} + \sqrt{627,264 \text{ sf}}) \times 3.33$$

$$Volume = (1,656 \text{ sf} + 792) \times 3.33$$

$$Volume = (1,584 \text{ sf}) \times 3.33$$

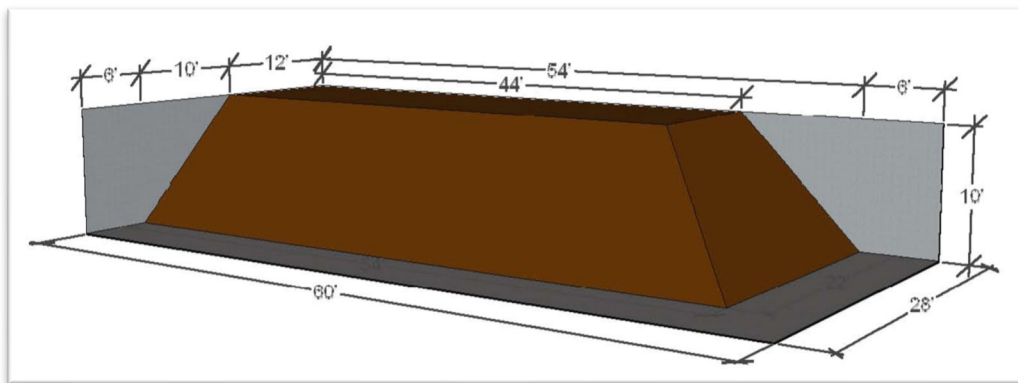
$$Volume = 5,275 \text{ cf}$$

$$Volume = \frac{5,275}{27} = 195 \text{ cy}$$

In order to determine the storage capacity of the inert material bunker, it is assumed that the material being stored is compacted against the bunker’s walls creating an angle of repose with a 1:1 slope, and that approximately 6 feet of space is available inside the bunker between the edge of the pile and the edge of the bunker for vehicle maneuvering and tipping.

The Tipping Area “D” bunker is used primarily for green waste and inert material but can also be used for mixed waste storage. Based on a total storage capacity of 195 cubic yards, and an estimated density of 300 pounds/CY, a total of 29 tons of MSW can be stored in the Tipping Area “D” bunker. Using a density of 250 pounds/CY, approximately 24 tons of green waste can be stored in the Tipping Area “D” bunker and using a density of 1,000 pounds/CY, 97 tons of inert materials can be stored in the Tipping Area “D” bunker.

**FIGURE 13 - TIPPING AREA “D” BUNKER**



## Tipping Area “E” Bunker Storage Capacity

The 5,575 sf storage and processing area is “L” shaped with length of 200’ feet and width of 25 feet. For purposes of calculating the pile capacity, a pile height of 10 feet high was assumed as shown in **Figure 14**. Approximately 1,147 CY of mixed can be stored in the 5,575 square foot processing area, calculated as follows:

Truncated Pyramid Volume:

$$Volume = (\text{Base Area} + \text{Top Area} + \sqrt{(\text{Base Area} \times \text{Top Area})}) \times \text{Height} / 3$$

$$Volume = (5,575 \text{ sf} + 1,170 \text{ sf} + \sqrt{(5,575 \text{ sf} \times 1,170 \text{ sf})}) \times 10 / 3$$

$$Volume = (6,745 \text{ sf} + \sqrt{6,522,750 \text{ sf}}) \times 3.33$$

$$Volume = (6,745 \text{ sf} + 2,554) \times 3.33$$

$$Volume = (9,299 \text{ sf}) \times 3.33$$

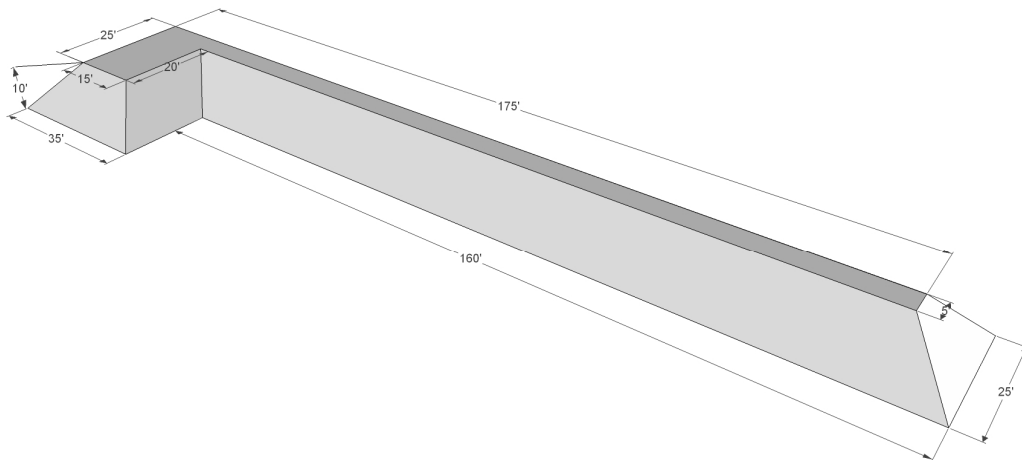
$$Volume = 30,966 \text{ cf}$$

$$Volume = \frac{30,966 \text{ cf}}{27} = 1,147 \text{ cy}$$

In order to determine the storage capacity of the storage and processing area, it is assumed that the material being stored in an unconstrained pile with a 1:1 side slopes with an overall height of ten feet.

Based on a total storage capacity of 1,147 cubic yards, and an estimated density of 300 pounds/CY, a total of 172 tons of mixed waste can be stored on the ground.

**FIGURE 14 – TIPPING AREA “E” BUNKER**



# TRANSFER/PROCESSING REPORT

Active Recycling MRF and Transfer Station

---

---

## 3.2.4 Waste Transfer

The following formula, which is based on the rate transfer trucks are loaded, is used to calculate maximum transfer capacity:

$$\text{Capacity} = (\text{Pt} \times \text{N} \times 60 \times \text{Ht}) / (\text{Tt} + \text{B})^1$$

Where:

Pt = Transfer trailer capacity (tons)

N = Number of transfer trailers loading simultaneously

Ht = Hours per day used to load trailers (empty trailers must be available)

Tt = Time to load each transfer trailer (minutes)

B = Time to remove and replace each loaded trailer (minutes)

Using the EPA formula, and as shown in **Table 3**, the facility could transfer over 1,932 tons of material per day over a 14 hour operating day, with payloads of 23 tons. Each truck would need to be loaded within ten minutes and removed and replaced within ten minutes.

**TABLE 3**  
**TRANSFER CAPACITY**

Pt = Transfer trailer capacity (tons)	23
N = Number of transfer trailers loading simultaneously	2
Ht = Hours per day used to load trailers (empty trailers must be available)	14
Tt = Time to load each transfer trailer (minutes)	10
B = Time to remove and replace each loaded trailer (minutes)	10
<b>TOTAL TRANSFER CAPACITY</b>	<b>1,932</b>

---

<sup>1</sup> United States Environmental Protection, Office of Solid Waste. *Waste Transfer Stations: A Manual for Decision-Making*. June 2002. United States Environmental Protection Agency Solid Waste and Emergency Response (5306W) EPA530-R-02-002, pg. 9.

---

---

## 4.0 STATION IMPROVEMENTS

### 4.1 SIGNAGE

A signage plan, conforming to City of Los Angeles planning standards, ensures safe operations. Signs are maintained and replaced as needed to ensure easy readability and maintain aesthetics. At a minimum, the following signs are posted with the following information:

Sign Located at the Entrance of the Facility

Hours of Operation, Days of Week  
Name of Facility and Operator  
Materials Accepted/Not Accepted  
Speed Limit  
Facility Telephone Number

Sign Located at the Scale House

Rates and Fee Schedule  
Transfer Station Rules (stay in truck, etc.)  
Tarping Requirements

### 4.2 SECURITY

During waste receiving hours, facility personnel stationed in the scalehouse monitor all incoming traffic. During non-waste receiving hours, a combination of walls and gates secure the site at all entry and exit points.

### 4.3 ROADS

The entire site is paved except for the landscaping at the main entrance. Daily sweeping to remove litter and provide dust control does not impact the structural integrity of the site surfaces. The site is accessible during dry and wet weather periods.

### 4.4 VISUAL SCREENING

The facility is designed so that the buildings and walls screen the operation from view. Landscaping along the site perimeter provides further screening and enhancement of the aesthetics of the site.

The main operation is located in the back portion of the site, where it is mostly shielded from view from the street.

## 5.0 OPERATIONS

### 5.1 HOURS OF OPERATION

The start of the operating day for purposes of calculating daily amounts of waste received is 12:00 a.m. (midnight). The following are the proposed hours of operation by activity:

#### **Operating Schedule**

Open to the Public:	5:30 a.m. to 7:30 p.m. (Monday through Sunday)
Internal Operations:	24 hours a day, 7 days a week

#### **Maintenance Schedule**

24 hours a day (Monday through Sunday)

The facility is closed on the following holidays: New Year's Day, Memorial Day, 4th of October, Labor Day, Thanksgiving and Christmas.

### 5.2 STATION PERSONNEL

**Figure 10** shows an organizational chart for the operation of the facility. Facility management is selected based on their proven experience in the waste management and recycling industry. **Appendix C** contains capsule resumes of key people.

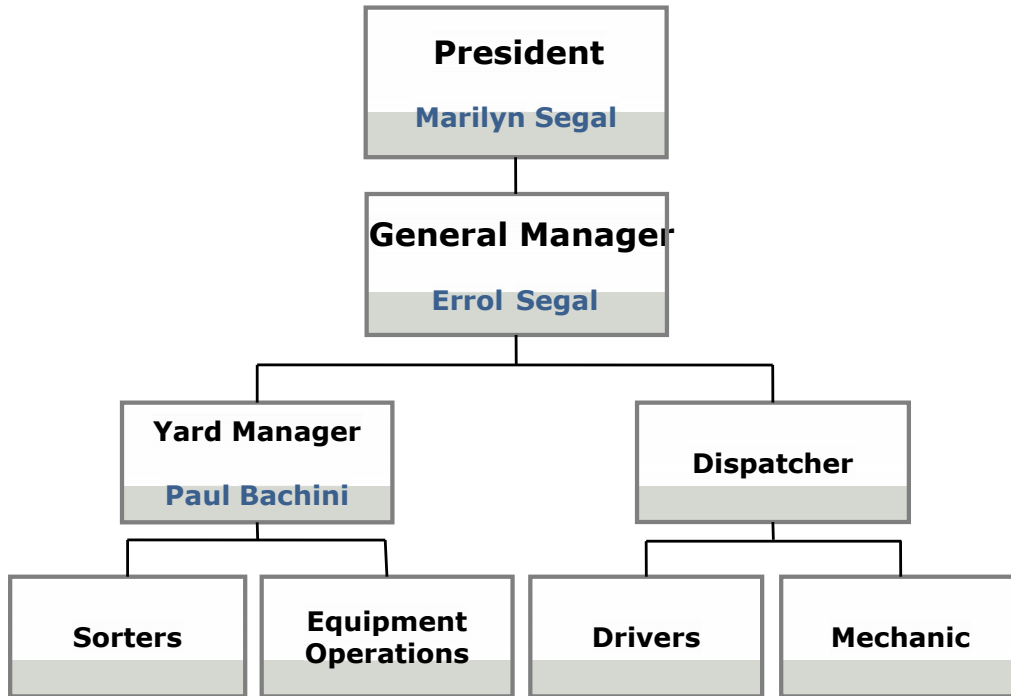
**Table 4** lists the facility positions and number of personnel anticipated at the facility at the 500 TPD operation. The number and assignments may change to some extent depending on operational requirements. The operation is typically conducted over 1 shift, but could be extended to a second shift, if needed.

**Table 5** and **Table 6** contain emergency contact information.

All employees receive training including, but not limited to: safety, health, environmental controls, and emergency procedures. The training programs offer standardized training for all employees in company operations, policies and procedures, as well as additional training based on the specific job description and responsibilities of the employee. For example, sorters are trained to recognize the types of hazardous or special waste that may be inadvertently included in the loads brought to the facility. Employees receive regular safety briefings.



FIGURE 15 - ORGANIZATIONAL CHART



# TRANSFER/PROCESSING REPORT

Active Recycling MRF and Transfer Station

**TABLE 4  
FACILITY STAFFING**

<b>Position</b>	<b>Employees (At 500 TPD)</b>
<i>Facility Management</i>	
Operations/Safety Manager	1
<i>Operations</i>	
Supervisor/Foreman	2
Sorters	
Floor	4
Equipment Operators	
Forklift Operators	1
Loader Operators	2
Sweeper Operator	1
Spotters	2
Scalehouse Attendants	2
<i>Maintenance</i>	
Mechanics	1
<b>TOTAL</b>	<b>16</b>

**TABLE 5  
CORPORATE EMERGENCY CONTACT LIST**

<b>Name</b>	<b>Phone Number</b>
Errol H. Segal - General Manager	Office: (323) 295-7774 Cell: (310) 713-7994
Paul Bachini – Yard Manager	Office: (323) 295-7774 Cell: (310) 713-8003

# TRANSFER/PROCESSING REPORT

*Active Recycling MRF and Transfer Station*

**TABLE 6**  
**OUTSIDE AGENCY EMERGENCY CONTACT LIST**

<b>TYPE OF EMERGENCY</b>	<b>AGENCY</b>	<b>PHONE NUMBER</b>
General Emergency	Emergency Dispatch	911
Fire or Haz. Waste Spill	City Fire Department	911 or (213) 485-5971
Explosives	LAFD and City Fire Department	911 (877) 275-5273 (Police) (818) 756-8677 (Fire)
Security	LAPD	911 or (877) 275-5273
Hazardous/Suspected Hazardous Waste, Unknown Sludges, Slurries and Liquids	City of Los Angeles Fire Or County of Los Angeles Hazardous Waste Material Disposal	(818) 756-8677
Medical Waste	City of Los Angeles Fire Department or Los Angeles environmental Health Division	(818) 756-8677 (213) 580-1070
Injuries/Non-Emergency Medical Assistance	Sierra Medical Clinic	(818) 767-3310
Radiation	LA County Health Services Radiation Management Program	(213) 351-7897
Any of the above, also contact	Los Angeles Dept., of Building & Safety, Local Enforcement Agency (LEA)	(213) 252-3939

## 5.3 STATION EQUIPMENT

**Table 7** lists the type of equipment and estimated number of units anticipated at the peak throughput of 500 TPD.

- **Roll-Off and Collection Trucks:** These trucks and drivers will be provided by outside contractors as well as Active Recycling and will not be based at the FACILITY.
- **Material Marketing Trucks:** These trucks and drivers will be provided by outside contractors and will not be based at the FACILITY.
- **Transfer Trucks:** These trucks and drivers will be provided by outside contractors and will not be based at the FACILITY.
- **Self Haul Vehicles:** These vehicles and drivers are from the local community and will not be based at the FACILITY.

**TABLE 7  
ESTIMATED STATION EQUIPMENT**

<b>Equipment Type</b>	<b>At 500 TPD</b>
Loaders	2
Forklifts	1
Electronic Axle Scales	1
Electronic Truck Scales	2

### 5.3.1 Preventative Maintenance Program

An equipment preventative maintenance program has been implemented at the facility to ensure the reliability of all equipment and vehicles.

### 5.3.2 Standby Equipment

To assure ongoing operations, the following back-up equipment, beyond that listed in **Table 6**, will be maintained at the facility, or will be available from off-site sources on an on-call basis:

- One (1) loader
- One (1) forklift



To assure fast repair, adequate parts and supplies are kept on-site and maintenance contracts are established with local equipment vendors. For the quick replacement of mobile equipment, local equipment rental companies in Los Angeles can provide same day delivery of loaders and forklifts.

### **5.3.3 Hazardous Waste Handling Equipment**

Hazardous waste discovered on the tipping floor will be handled in accordance with the facility's hazardous waste handling plan. The equipment used to handle hazardous waste may consist of the following Personal Protective Equipment (PPE):

- *Eye protection:* safety glasses or goggles
- *Body protection:* hard hats, disposal coveralls or Tyvec sleeve, Nitril gloves, neoprene aprons and steel-toed boots
- *Respiratory Protection:* Dust masks or respirators (if needed)

For the storage of hazardous wastes, at a minimum, EPA-approved 55-gallon drums will be used, along with overpack drums, and a portable hazardous waste storage locker with secondary containment and lockable doors.

## **5.4 MATERIALS HANDLING ACTIVITIES**

The following section describes waste handling activities.

### **5.4.1 Material Recovery Facility (MRF)**

Collection vehicles (collection trucks, roll-offs, self-haul) enter the facility and weigh in on the incoming scale. The scalehouse operator directs them to the appropriate tipping area.

After tipping, trucks exit the facility via the main gate. Most truck tare weights will be coded into the scalehouse computer so repeat customers do not have to weigh-out when they exit. Roll-off trucks will weigh-out, because of the differences in the tare weights of the containers.

Any salvageable recyclable material is sorted out during an initial floor sort. Remaining material gets loaded into a roll-offs and is then delivered to other processing facilities.

### **5.4.2 Waste Transfer**

Waste residue from material recovery operations will be top-loaded into roll-off trucks and hauled to permitted disposal sites.

# TRANSFER/PROCESSING REPORT

*Active Recycling MRF and Transfer Station*

---

## 5.4.3 Self-Haul

Self-haul loads will be delivered by professional salvagers (repeat customers), and residents (non-repeat customers). Repeat customers scale-in and are charged on a \$/ton basis similar to other collection vehicles. For non-repeat customers, a flat tipping fee may be used in lieu of a per ton fee so these vehicles may not be required to scale-in or out.

## 5.4.4 Collection of Fees

Active Recycling employees staff the scalehouse, and manage all fee collections and accounting.

## 5.4.5 Storage of Recyclables

Recyclables are transferred to the Recycling Center located on the same site, or shipped to other processing facilities. The maximum storage time is 120 days.

## 5.4.6 Hazardous Waste Load Checking Program

In accordance with CCR Title 22, a hazardous waste load checking program will be implemented at the facility to detect and properly handle liquid, hazardous, radioactive, eWaste and/or special wastes (infectious wastes, dead animals, and sludge) that have been inadvertently received. **Appendix A** contains a copy of the program. Hazardous wastes are manifested and transported off-site to a permitted disposal facility in accordance with local, state, and federal laws. e-Waste, if applicable, is hauled to an e-waste processor for recycling.

## 5.4.7 Hazardous Waste Storage

Hazardous wastes discovered as part of the hazardous waste load-checking program are properly containerized, inventoried, and temporarily stored in a Hazardous Waste Locker located outside the tipping building and away from on-site traffic patterns. All Federal, state and local hazardous waste laws and regulations are followed.

## 5.5 STATION MAINTENANCE

A comprehensive Safety Compliance Program has been implemented at the facility. The Safety Compliance Program entails the monitoring and training of the facility's maintenance and safety procedures. Elements of the Safety Compliance Program are monitored on a daily, weekly, or monthly basis. The program features a Safety Inspection Report, which is completed on a regular basis. Items found to be in need of maintenance are brought to the attention of the Operations Manager. See **Appendix E** for an example of the Safety Inspection Report.

# TRANSFER/PROCESSING REPORT

*Active Recycling MRF and Transfer Station*

---

The site is cleaned daily to collect loose litter and dust. At the end of each day, the tipping floor is cleaned using dry clean-up methods. The entrance and exit are cleaned as needed to prevent the tracking or off-site migration of waste materials.

## **5.6 HEALTH AND SAFETY PROGRAM**

A health and safety program has been implemented at the facility to ensure the health and safety of employees and the public visiting the facility. It includes the following programs:

- Employee Safety Training Program
- Injury and Illness Prevention Program (IIPP)
- Emergency Procedures and Contingency Plan
- Hazard Communication Program
- Energy Control (Lockout/Tagout) Program
- Respiratory Protection and Hearing Conservation Programs

### **5.6.1 Water Supply and Sanitary Facilities**

City of Los Angeles provides the potable water supply. Water fountains or other potable water dispensers and sanitary facilities will be located in the new building breakroom for operations employees.

### **5.6.2 Communications**

The facility has a communications network between the scale house, loaders and office to ensure smooth operation. The scalehouse is equipped with an intercom phone system, outside phone line, and paging system. Supervisors, key management and loader operators are equipped with two-way radios which will be used as the primary means of communication. Unnecessary use and noise from the exterior loudspeakers will be minimized.

### **5.6.3 Lighting**

The facility has outdoor lighting sufficient to conduct operations during non-daylight hours. Outdoor lighting consists of structure-mounted fixtures directed to the interior of the site to reduce glare. Barn doors are used on the outdoor lights to limit the light to on-site premises.

### **5.6.4 Fire**

Fire extinguishers are located per the requirements of the Fire Marshal. Existing fire hydrants are located in several places around the site.

## **5.6.5 Safety Equipment**

The facility requires that employees directly involved in waste handling operations be properly outfitted with Personal Protective Equipment (PPE). At a minimum, these employees are required to wear hard hats, safety glasses or goggles, safety vests, gloves, and safety boots. In addition, ear protection will be provided as necessary for all employees. Employees involved in hazardous waste handling are required to wear specialized safety equipment.

The facility has operational controls and safety devices for equipment to protect employees. Railings, curbs, grates, fences and other controls have been designed to meet OSHA standards in order to ensure the safety of each employee.

Supervisors are responsible for the following:

- monitoring and evaluating safety equipment at the facility to ensure that it is in good condition and adequate stock
- inspecting the (PPE) on a daily basis while touring the facility
- issuing new PPE as needed, or at the request of employees
- inspecting hazardous waste response equipment on a monthly basis, any items will be replaced as needed
- checking fire extinguishers, first aid kits, and eye wash kits monthly.

## **5.6.6 Emergency Provisions for Power Failure**

If electrical power to the site is temporarily lost, top loading of waste can still continue. If power is lost for an extended period of time, collection trucks and self-haul vehicles may be instructed to bypass the facility and deliver their loads directly to permitted landfills.



## 6.0 STATION CONTROLS

This section discusses how the facility will be designed and operated to meet State Minimum Standards relating to transfer stations, Title 14, Section 17406.1 et. seq.

### 6.1 BURNING WASTES AND OPEN BURNING

Should the facility accidentally receive burning wastes or experience accidental ignition of wastes on the tipping floor, the following will occur:

- If the fire is small and manageable, the floor workers and loader operators will separate the burning waste from other wastes and deposit it outside the transfer building on paved ground, and then put it out with water hoses and portable extinguishers.
- If the fire appears to be a greater threat, 911 will be called immediately for assistance from the Fire Department. Loader operators may be able to isolate the burning material as described above, to minimize spread of the fire and danger to structures until help arrives.

In either, case, the facility will backtrack the waste to alert the generator and eliminate future occurrences.

### 6.2 CLEANING

Dry sweeping and mechanical sweeping are used to clean and remove litter from the operating and surrounding area. Entrances and exits are cleaned as needed to remove litter that could blow offsite. In addition, the operation area and stationary equipment are cleaned by hand of accumulated dirt and debris on an “as needed” basis. This is typically done using dry sweeping methods, but may also include water sprays. The minimal amount of water produced is absorbed in the residue material going to landfill, or simply evaporates.

Periodically the floor is steam cleaned with a disinfectant and odor control products.

### 6.3 DRAINAGE CONTROL

The facility has filed a Notice of Intent for the General Industrial Storm Water Permit and developed a Storm Water Pollution Prevention Plan (SWPPP), which describes best management practices to be employed at the facility.

### 6.4 DUST and ODOR CONTROL

Dust will be controlled by limiting the tipping and processing of waste and recyclable material to the within the bunkers. Rainbird sprinklers are used over the tipping area to moisten piles of dusty material. Employees working in the tipping, processing and load out

areas may be required to wear dust masks. The paved surfaces are cleaned daily to minimize accumulation of dust and dirt, and therefore reduce dust kicked up by vehicles. Speed limits for trucks are set at 5 MPH to minimize dust.

All incoming loads are checked for offensive odor. Such loads are rejected at the scale-house. Should odiferous material be found in the tipping areas, it will be immediately sprayed with a handheld deodorizer and loaded out in the next transfer truck leaving the site.

## 6.5 HAZARDOUS, LIQUID, SPECIAL, RADIOACTIVE and e-WASTES

This facility will not intentionally accept hazardous materials including batteries, oil, paint, and special wastes. The facility has implemented a load-checking program, and procedures to handle hazardous material discovered on the tipping floor. The facility will not accept liquid waste or sludges.

In the unlikely event that such a load is detected, it will be moved away from all personnel and the LEA notified immediately. Asbury Environmental has been hired to be available on an emergency basis to clean up any major spills and to haul all hazardous material to a permitted disposal site.

A scale mounted radiation detector unit is located on site for detecting radioactive loads. In the unlikely event that such a load is detected, it will be moved away from all personnel and the LEA and County of Los Angeles Radiation Management Program will be notified immediately for further guidance and control actions.

e-Waste is not accepted at the facility. However, if it is discovered in the loads, it will be stored in a dumpster or on a pallet and then hauled to another facility certified as an e-Waste processor.

## 6.6 LITTER CONTROL

Litter will be controlled at the site in several ways:

- All unloading, processing and loading of material occurs within the bunkers
- A litter crew polices the site once per day, or as needed, picking up litter from the site perimeter, driveways, and within a 100 foot radius from the property boundary
- Paved surfaces, driveways and the frontage along Slauson Ave are swept daily and on an as needed basis
- A mandatory tarping policy is enforced requiring all incoming loads to be covered. Measures for enforcement include warnings, refusal of loads, and possible banning from the facility. See **Appendix B** for a copy of the Litter Control Program.

## 6.7 MEDICAL WASTES

The facility will not knowingly accept any medical waste. In the event that medical waste arrives at the facility, the LEA, and the Los Angeles County Department of Health Services or Medical Waste Division will be notified. The material will be isolated, and all contact with employees or users of the facility will be eliminated. Red bag waste found in a load will be properly containerized, inventoried, and temporarily stored in a Hazardous Waste Locker. All incidences are noted in the Log of Special Occurrences.

## 6.8 NOISE CONTROL

The site is located in an industrial area. The primary adjacent land uses are the City of Los Angeles Street Maintenance facility and a Home Depot; although there are residences in the general vicinity to the north and to the west.

Landscaping and walls mitigate noise. A 7-ft wide landscaped berm runs between the highway frontage security fence and the 7.5-ft solid fence that runs parallel to the frontage. A 20-ft high wall made up of a combination brick wall topped by chain link fence surrounds the remainder of the site.

Hearing protection for personnel is provided to equipment operators and others subject to excessive noise levels from operations, in compliance with OSHA. Equipment meets OSHA requirements and is maintained to operate in a clean, quiet and safe manner.

## 6.9 NON-SALVAGEABLE ITEMS

Drugs, cosmetics, foods, beverages, hazardous wastes, poisons, medical supplies or syringes, needles, pesticides and other materials capable of causing health or safety problems will not be salvaged. All employees will be trained in this regard.

## 6.10 NUISANCE CONTROL

Strict operating practices, such as daily cleaning and prompt removal of waste material will be continued to ensure that the facility poses no nuisance to the community. The location of the facility in an industrial area also mitigates potential nuisances.

Dust will be controlled by limiting the tipping and sorting of waste and recyclable material to within the bunkers. Rainbird sprinklers are used over the tipping area to moisten piles of dusty material. (See the **Dust and Odor Control Section** for more nuisance control measures.)

## 6.11 MAINTENANCE PROGRAM

See **Section 5**.

## **6.12 PERSONNEL HEALTH AND SAFETY**

See **Section 5**.

## **6.13 PROTECTION OF USERS**

Loads delivered by the public in their own vehicles are tipping in a designated area of the tipping floor, separated from the commercial trucks. Traffic cones will be used to isolate this area, which may periodically be relocated from one area of the tipping floor to another.

Commercial haulers will also be directed by the scalehouse operator to a certain area of each tipping floor depending on the type of material in the load. The commercial haulers will typically be repeat customers and will therefore be familiar with onsite traffic circulation, tipping areas and procedure.

Spotters will help direct traffic to the appropriate tipping areas.

## **6.14 ROADS**

The entire site is paved within the perimeter fence. This paving is kept clean by sweeping to keep dust down, and prevent trucks from tracking dirt onto adjacent public roads.

## **6.15 SANITARY FACILITIES**

See **Section 5**.

## **6.16 SCAVENGING AND SALVAGING**

Scavenging at the facility is not permitted and all facility employees are personally informed about the restriction. Only facility employees are allowed to carry out sorting/recycling activities in designated areas. Salvaging is allowed for specific items depending on usefulness to the company. All salvaging activities are conducted in a planned manner so as not to interfere with other aspects of site operation. Salvaging activities are controlled to prevent health, safety and nuisance problems. Salvaged materials are stored in the designated containers and locations as depicted on the proposed site plan.

## **6.17 SIGNS**

See **Section 4**.

## **6.18 LOAD CHECKING**

See **Section 6** and **Appendix A**.

# TRANSFER/PROCESSING REPORT

*Active Recycling MRF and Transfer Station*

---

---

## **6.19 PARKING**

Onsite parking is provided for all employees, company vehicles and all users of the site. All collection and transfer trucks are provided by others and park off-site at other facilities.

## **6.20 SOLID WASTE REMOVAL**

Solid waste is removed continually from the site on a first-in first-out policy and in all cases within 48 hours of receipt per State regulation. Generally, waste will be transferred from the facility within 24 hours.

Loads with significant organics, such as foodwaste, will be transferred offsite within 24 hours.

## **6.21 SUPERVISION AND PERSONNEL**

See **Section 5**.

## **6.22 TRAINING**

Personnel are adequately trained on subjects pertinent to site solid waste operations and maintenance, hazardous materials recognition and screening, use of mechanized equipment, environmental controls, emergency procedures and other requirements of the Minimum Standards for Solid Waste handling and Disposal. Training records are available for inspection.

## **6.23 VECTOR, BIRD, AND ANIMAL CONTROL**

The facility takes adequate steps to control and prevent propagation, harborage and attraction of flies, rodents, and other vectors. Exterior litter is removed regularly from the site as part of standard facility housekeeping. Also, boxes, bins or other containers are cleaned regularly.

If there is a vector nuisance, appropriate measures are implemented, including the use of Western Exterminator, a licensed vector control contractor who comes monthly and on-call to inspect the facility.

## **6.24 RECORD KEEPING**

See **Section 7**.

# TRANSFER/PROCESSING REPORT

*Active Recycling MRF and Transfer Station*

---

## **6.25 DOCUMENTATION OF LEA ACTIONS**

The operator will maintain a record of LEA approvals, determinations, and other requirements.

## **6.26 COMMUNICATIONS EQUIPMENT**

See **Section 5**.

## **6.27 FIRE FIGHTING EQUIPMENT**

See **Section 5**.


## **6.28 HOUSEKEEPING**

See the Station Maintenance portion of **Section 5**, as well as the earlier Litter Control portion of this section.

## **6.29 LIGHTING**

See **Section 5**.

## **6.30 EQUIPMENT**

The station will maintain the proper type, capacity, and number of equipment units to efficiently run the station according to the controls stipulated in this document. See **Section 5**. 

## **6.31 SITE SECURITY**

See **Section 4**.

## **6.32 SITE ATTENDANT**

An attendant will be on duty during the hours the facility is open to the public.

## **6.33 TRAFFIC CONTROL**

Traffic flow through the facility is controlled by the scale attendant, spotters, and facility supervisor to prevent the following:

- (1) interference with or creation of a safety hazard on adjacent public streets or roads,
- (2) on-site safety hazards, and
- (3) interference with operations.

On-site traffic will be controlled by the following means:

- enforced speed limit of 5 mph
- tipping directions from scale house operator
- sufficient queuing space
- the controlled metering of trucks into the tipping areas as necessary by the site supervisor, traffic controller, or lead floor man

## **6.34 VISUAL SCREENING**

An 8-ft foot high, chain linked security fence, topped with barbed wire runs along the frontage of the site along West Slauson Ave. A 7-ft wide landscaped berm runs between this highway frontage security fence and the 7.5-ft solid fence that runs parallel to the frontage. A 20-ft high wall made up of a combination brick wall topped by chain link fence surrounds the remainder of the site.

## **6.35 WATER SUPPLY**

Potable water and sewer service is provided via the City of Los Angeles Department of Water and Power.

## **6.36 UNUSUAL PEAK LOADS**

In the event of unusual peak loading, such as after a natural disaster, operations will be extended to a second or third shift, and stand-by equipment will be brought on-line, including loaders, forklifts, and transfer trailers. However, the maximum daily capacity of 250 tons will not be exceeded, unless given specific emergency approvals by the City and the LEA.

## **6.37 FINAL DISPOSAL**

All waste material leaving the site will be sent to a permitted solid waste facility for further processing, transformation or disposal. If any waste transported from the site is denied at a landfill, the LEA shall be notified immediately

There is a rail spur on site, and it is possible that future operations may include rail haul of residual waste to distant landfills. However, this is not planned at the present.

## 7.0 RECORDS AND REPORTING

### 7.1 WEIGHT RECORDS

The facility records solid waste tonnage and number of hauling vehicles entering the facility per day. This includes daily averages and daily peaks for each calendar month. This information is reported per LEA instructions.

### 7.2 SPECIAL OCCURRENCES

A Special Occurrences Log is kept on a daily basis with a summary provided in the quarterly tonnage report. The log includes records of fires, explosions, injury and property damage accidents, flooding, and other unusual events, such as facility closure, with a brief description of the response to and resolution of each incident. The log also includes a record of loads rejected and visits by regulatory agencies.

Special occurrences are reported to the LEA within 24 hours.

### 7.3 HAZARDOUS WASTE LOAD CHECKING PROGRAM

A record is maintained of the results of the hazardous waste load checking program, including the quantities and types of hazardous wastes, medical wastes or otherwise prohibited wastes found in the waste stream and the disposition of these materials. Reports identifying loads rejected are included with the load check reports. See **Appendix A** for the complete Load Check Program and forms. This information is reported per LEA instructions.

### 7.4 COMPLAINTS

A record of all complaints regarding this facility is maintained along with the operator's actions taken to resolve these complaints. The LEA will be notified within 24 hours of any complaint received.

### 7.5 INSPECTION OF RECORDS

Facility records are kept in the Corporate office at 2000 W Slauon, and are available for inspection by contacting the facility operator between the hours of 9:00 a.m. and 4:45 p.m., Monday through Friday.



**APPENDIX A**

**LOAD CHECK PROGRAM**

## ACTIVE RECYCLING MRF AND TRANSFER STATION

---

### LOAD CHECK PROGRAM

A hazardous waste screening program will be implemented at the facility to make sure that no hazardous waste is brought to the facility, and to ensure that no hazardous waste is transferred to the landfill. The program will consist of the following elements:

#### I. Signage

Bi-lingual signs will be posted at the entrance of the facility stating that delivery of hazardous material is prohibited at the facility.

#### II. General Visual Inspection

As each load of waste is unloaded on the tipping floor, trained spotters will visually inspect each load for the presence of hazardous or suspicious materials to prevent and discourage disposal at the facility. A minimum of one trained spotter will be on duty at all times. Supervisors, equipment operators and sorters will also be trained and will perform continuous visual inspection to remove any suspicious materials. Discovered materials will be managed as described in Section VI.

The trained spotter working with the hazardous waste screening program will be HAZWHOPPER trained/certified. Training records are documented and kept onsite for review.

#### III. Random/Focused Load Inspection

- A. Select a least one (1) loads per day.
- B. Select them at different times during the day (Randomize selections for each inspection, for example Monday at 1:00 pm and Thursday at 9:00 am)
- C. Select an equal share of roll-off and packer trucks.
- D. Record date, time, truck and route number of selected load on the Load Check Inspection Record, **Attachment A**.

#### IV. Dumping Procedure

- A. Dump selected trucks apart from the other haulers in a clean area of the tipping area.
- B. Dumping area must be separated from the other site operations.

#### V. Sorting Procedure

- A. Each load will be visually inspected by a trained spotter. The spotter is trained in the detection, handling, removal and storage of household hazardous wastes and known hazardous waste from the waste stream.
- B. Loads will be spread out with loaders and hand rakes. Particular items such as drums, 5-gallon containers, electronic and universal wastes, wastes with DOT or other descriptive labels, sludges and liquids, soils and rags, and unidentifiable wastes suspected of being hazardous will be inspected and evaluated to determine whether the item is hazardous.
- C. All containers large enough to contain other objects must be opened.

**VI. Handling Suspected Hazardous Waste**

- A. If hazardous waste is found:
  - 1. Questionable wastes are inspected by supervisory personnel, identified if possible, and verified as hazardous. Any questionable wastes which cannot be identified are assumed to be hazardous.
  - 2. If the waste can be identified and it can safely be moved, it is transported to the Hazardous Waste Storage Area (HWSA) and placed in metal containers.
  - 3. If the waste cannot be identified, but it can safely be moved, it is transported to the HWSA and segregated to await identification by trained agency personnel.
  - 4. The driver of the vehicle delivering the waste will report to station management the collection route number or customer if the load was from a single generator. Every effort will be made to identify the generator of hazardous waste and any information regarding the generator of hazardous waste will be forwarded to the Los Angeles County District Attorney and the Highway Patrol.
  - 5. Spills of hazardous waste will be contained as rapidly as possible with absorbent material and the area cordoned off. If this interferes with normal operations, all incoming vehicles will be directed away from the site.
  - 6. If the spilled material is recognizable and is judged to be relatively non-toxic (e.g., motor oil) the absorbent material will be containerized and transported to the HWSA. Any employee engaged in clean-up operations will wear appropriate safety equipment.
  - 7. If the spilled material cannot be immediately identified, the area will remain cordoned off until positive identification is made, thus ensuring safe handling and disposal. Asbury Environmental has been hired to be available on an emergency basis to clean up any major spills and to haul all hazardous material to a permitted disposal site.

## B. Procedure for Handling Hazardous Waste

1. The person discovering the incident will immediately report the situation to their supervisor or the Site Manager.
2. If work area or building evacuation is necessary to ensure worker health and safety, the person discovering the incident, his/her supervisor, or the Site Manger will initiate evacuation procedures:
  - a. Notify area personnel via intercom or loudspeaker to proceed to the nearest exit. Evacuation plans will be reviewed periodically.
  - b. Personnel will proceed to one of two regrouping areas
    1. Regrouping Area A – located in the parking lot in front of the office.
    2. Regrouping Area B - located in the just east of the outgoing scales.
3. The Site Manger will designate an individual to interface with the emergency response agencies and an individual to assess personnel injures, if any, and conduct a head-count.
4. As soon as possible, the Site Manager, or his designee, will contact the Local Fire Department, Asbury Environmental, County HazMat Team, and/or the Police Department by **dialing 911**.
5. Only personnel who have received proper emergency response training will be allowed into the incident area, and only after donning appropriate personal protective equipment (PPE).
6. Personnel who are trained in spill control and fire response and who have the appropriate PPE will try to contain the incident under the direction of the Site Manager.
  - a. If a large quantity of a hazardous chemical (>5 gallons) has been spilled, or a dangerous fire situation erupts, site personnel will not try to contain or control the situation. Site personnel will wait for local emergency response agencies to arrive.
    1. If a reportable quantity of material has been spilled, the Site Manger will also notify the:
      - \* DOT/EPA National Response Center at (800) 424-8802
      - and
      - \* California Office of Emergency services at (800) 852-7550.
  - b. If quantity of a hazardous chemical is less than 5 gallons and waste can be easily moved to storage area, the material will be temporarily set aside identifiable materials according to the following categories:
    - \* flammable and combustible
    - \* oxidizers
    - \* poisons
    - \* poisons containing heavy metals
    - \* corrosives (acids)
    - \* corrosives (bases)

7. Following containment and control of the incident, the Site Manager will complete the Special/Unusual Occurrence Report Form, Attachment B of this document.
8. Any hazardous material remaining on site overnight must be stored in the hazardous waste storage area.

#### C. Notification

Every hazardous waste occurrence will be documented. The following local agencies will be notified when any reportable quantity of hazardous or unidentifiable material is discovered at the facility.

Department of Building and Safety, Local Enforcement Agency Program, City of Los Angeles  
**(213) 252-3939**

State Department of Health Services, Toxic Substances Control Program  
**(818) 567-3000**

Health & HazMat Division, Los Angeles County  
**(323) 890-4045**

If an investigation of the hazardous material generator seems warranted, call the Hazardous Material Investigative Unit of the California Highway Patrol at (916) 327-3310, and the County Department of Public Health.

- D. Repeat offenders of hazardous waste from the same source will result in the termination of collection service for that business.

#### V. Packaging Procedures

- A. Small containers of the same hazardous class can be packed in the same drum (lab packs).
- B. All lab packs must contain enough absorbent material to contain liquids if there is a spill and prevent breakage. Vermiculite is approved packing material.

#### C. Steps:

1. Pack a few inches of absorbent material at bottom of the drum.
2. Pack more absorbent around each small container placed in the drum.
3. Drums for corrosive acid storage should be protected with plastic liner prior to adding absorbent and waste.
4. Each drum is to be assigned a number that is clearly marked on the drum body and lid.

5. Log sheets should be taped to the lid and should be marked as to: Facility location, drum number and hazard category.
6. Hazardous waste labels should be filled out and affixed to drum.
7. Affix proper hazard category label.

D. Packing compatibility:

1. Only chemically compatible materials can be packaged together. **DON'T MIX: ACID AND BASES, CYANIDE COMPOUNDS AND ACIDS, OXIDIZERS AND FLAMMABLE** (bleach is an oxidizer, though often marked poison).
2. If there is any doubt as to hazard class, call LA County Fire Department, HazMat Unit.

**VI. Labeling and Record Keeping**

- A. Log Sheet: Enter the following information on a log sheet - to be used later to prepare manifest:
  1. waste category,
  2. list as much information about the chemical as possible (including the brand name),
  3. number of containers, and
  4. volume or weight of each container.
- B. Manifest: Must be prepared if wastes are to be transported.
- C. Training Records: Including Health and Safety Certifications.
- D. Inspection Reports.
- E. Spill or emergency incident reports.

**VII. Storage Procedures**

- A. Lab packed drums are to be stored inside the main processing building, in a corner, to remain out of the way of any operations (must be stored on pavement).
- B. Drums containing flammable, poisons, corrosives (bases) must be separated from drums with corrosives and oxidizers.
- C. Containers must be closed except when being packed.
- D. The temporary storage area of hazardous waste is to be fenced and secured, and constructed with secondary containment.
- E. Signs in English and Spanish posted around storage area(s) reading:

**DANGER: HAZARDOUS WASTE STORAGE AREA.  
ALL UNAUTHORIZED PERSONS KEEP OUT.  
KEEP LOCKED WHEN NOT IN USE.**

**VIII. Disposal Procedures**

- A. Each lab pack must be inspected by a site supervisor experienced in waste identification and categorization before it is sealed.
- B. Each sealed drum must be labeled as to hazard class (according to CFR 40 and 49).
- C. Hazardous waste cannot accumulate for more than 90 days; otherwise, we must secure a permit.
- D. Obtain an EPA ID# from the DTSC.
- E. Manifest must be prepared if wastes are to be transported.
  - 1. Prepare five copies:
    - \* Active Recycling MRF and Transfer Station keeps two.
    - \* One copy to transporter.
    - \* Legible copy to Department of Public Health and Bureau of Sanitation within 30 days of each shipment.
  - 2. Within 35 days of shipment, Active Recycling MRF and Transfer Station must receive copies of manifest signed by the operator of the disposal facility. If not, Active Recycling MRF and Transfer Station must contact the facility (if not received within 45 days, an exception report of the pertinent manifest and cover letter describing efforts made to locate shipment, must be submitted to the Department of Public Health).
  - 3. Active Recycling MRF and Transfer Station is to keep copies of manifests for three years.
  - 4. Transporter - Only EPA-permitted facilities can transport hazardous wastes.

***Attachment A***

**Active Recycling MRF and Transfer Station**

---

**LOAD INSPECTION RECORD**

**Date and time:**

**Load checker name:**

**Collection Company:**

**Truck number:**

**Driver name:**

Results of load check:

Description of hazardous material found (quantity, type, container, etc.):

---

---

---

---

---

---

---

---

---

---

Disposition of material: (i.e. stored in the HWSA):

---

---

---

---

---



**Attachment B**

**Active Recycling MRF and Transfer Station**

**SPECIAL/UNUSUAL OCCURRENCES REPORT FORM**

Date\_\_\_\_\_

Name of employee completing report form

\_\_\_\_\_

Name of employee who discovered incident

\_\_\_\_\_

Type of Incident

\_\_\_ Chemical spill

\_\_\_ Earthquake

\_\_\_ Personal injury

\_\_\_ Unknown hazardous waste

\_\_\_ Fire

\_\_\_ Other\_\_\_\_\_

Description of incident\_\_\_\_\_

\_\_\_\_\_

• Time\_\_\_\_\_ • Location\_\_\_\_\_

• Date\_\_\_\_\_ • Source\_\_\_\_\_

Chemicals involved\_\_\_\_\_

\_\_\_\_\_

Action taken\_\_\_\_\_

\_\_\_\_\_

Extent of injury (if any)\_\_\_\_\_

\_\_\_\_\_

Emergency equipment used\_\_\_\_\_

\_\_\_\_\_

Response Agencies notified\_\_\_\_\_

\_\_\_\_\_

Facility Manager's signature \_\_\_\_\_ Date\_\_\_\_\_

## **APPENDIX B**

# **LITTER CONTROL PROGRAM**

## **ACTIVE RECYCLING MRF AND TRANSFER STATION LITTER CONTROL PROGRAM**

### **PURPOSE**

To promote a clean environment through a Litter Control Program involves good house-keeping and requires all vehicles to properly cover (or tarp) their loads while traveling to and from the Facility in order to minimize the potential of litter on and around the property.

### **PROGRAM COMPONENTS**

The four components of the Litter Control Program are:

1. TARPING REQUIREMENT
2. CONTAINMENT OF LITTER
3. SITE AND FACILITY CLEAN-UP
4. MONITORING AND RECORDING

### **Tarping Requirement**

All loads entering the facility must be tarped or otherwise covered to control litter or other materials from escaping along any of the identified collection truck routes leading to the site. The following measures are implemented:

- A sign is posted at the entrance at each scalehouse, which states that all refuse loads (inbound and outbound) must be covered.
- All haulers/customers are initially given a copy of a printed notice stating the requirements of the Litter Control Program.
- Each incident of an uncovered load is logged by date, the customer's name and vehicle license numbers are documented.
- Repeat violators may be refused entry.

### **Containment Of Litter**

Litter can be generated by activities at the facility (receipt and processing of wastes and recyclables) or from vehicles using the facility.

#### **Facility Containment**

Litter is controlled primarily by restricting waste unloading and processing operations to inside the processing buildings.

#### **Vehicle Containment**

##### *Transfer Vehicles*

Each transfer truck has screen coverings to prevent refuse from escaping the trailer while traveling to or from the landfill. After the transfer, vehicles are loaded, they move forward from the loading area. The vehicle driver will then properly place the covers over the load and remove any extraneous refuse from the vehicle, which might blow off while traveling. The driver will again inspect the truck for loose refuse before leaving the landfill.

#### *Collection Vehicles*

All vehicles arriving with uncovered loads are logged by date, their company name and vehicle license numbers in the Litter Control Reporting Log. Repeat offenders may be restricted from the facility.

#### *Transport Vehicles*

Vehicles removing materials will be visually inspected as they leave the station. Drivers of the vehicles having uncovered loads will be informed that they must cover their load before leaving the station. Violator's will be documented in the Litter Control Reporting Log. Repeat offenders may be restricted from entering the facility.

### **Site and Facility Clean Up**

Dry sweeping and mechanical sweeping is used to clean and remove litter from the operating area and the surrounding area as well. The operating area and the remaining areas in the facility will be cleaned near the end of the operating day (approximately 5:00 p.m. - 6:00 p.m. Monday-Saturday). Entrances and exits are cleaned as needed to remove litter that could blow offsite.

Refuse deposited on the tipping floor is removed on a first in first out basis.

Roll-off boxes used for storage of recyclable materials, which may become contaminated by organic material, oil, or other liquids, will be thoroughly cleaned before re-use.

### **Monitoring and Recording**

Scalehouse employees are trained in monitoring vehicles to ensure the loads are properly covered. Any loaded transfer or commercial vehicle entering or exiting the facility without proper covering will be asked to cover their load and the company name and vehicle numbers will be documented in the Litter Control Reporting Log. Repeat offenders may be restricted from entering the facility.

All records are stored in the administrative office and available for inspection by an authorized inspector upon request.



**APPENDIX C**  
**CAPSULE RESUMES**

## **Key Personnel**

### ***Errol Segal, General Manager***

Mr. Segal has been in the recycling industry for more than 35 years. His expertise has made him one of the leaders in the industry. He oversees the entire operation of Active Recycling Co., Inc. not only from sourcing and buying but also from marketing and selling. His in-depth knowledge of the recycling industry created what has become the 'showcase' recycling center in California, if not the United States.

### ***Paul Bachini, Yard Manager***

Mr. Bachini has been with Active Recycling Co., Inc. for nine years. He has been promoted from the ranks starting as a yard worker. He currently manages the overall operations of the yard located at 2000 West Slauson Ave., Los Angeles, CA 90047.

## **APPENDIX D**

# **ALTERNATIVE ODOR MANAGEMENT PLAN**



## ACTIVE RECYCLING MRF AND TRANSFER STATION

# ALTERNATIVE ODOR MANAGEMENT PLAN

November 2013

### **Introduction**

This Alternative Odor Management Plan (AOMP) has been prepared in accordance with South Coast Air Quality Management District (SCAQMD) Rule 410. This plan will be posted in both the scalehouse and the office so as to be clearly visible to operations and inspection personnel. It will be made available to the SCAQMD Executive Officer upon request.

**Site Name:** Active Recycling Material Recovery Facility (MRF) and Transfer Station  
**SWIS#:** 19-AR-1250  
**Location:** 2000 West Slauson Ave, Los Angeles, CA, 90047  
**Permit:** Large Volume Solid Waste Facility Permit  
**Operation:** Green material, Construction & Demolition debris (C&D), C&D Inert debris (CDI), and mixed Municipal Solid Waste (MSW) received, hand sorted, temporarily stored, and then delivered to other processing facilities or landfill.  
Maximum 800 tons per day (TPD)  
0.56-acre active operating area

**Community Coordinator:** Errol Segal, General Manager  
**Phone number:** (323) 295-7774  
**Mailing address:** 2000 West Slauson Ave  
Los Angeles, CA 90047

Active Recycling MRF and Transfer Station (Active Recycling) functions as a green material, C&D and mixed MSW transfer station. The facility is located at 2000 West Slauson Ave in the City of Los Angeles, and is situated in an industrial zone, surrounded by compatible land use.

Active Recycling is permitted to receive approximately 800 tons per day (TPD) of material. Material will not be processed, beyond sorting and removal of recyclable material off the

tipping floor. Material will be received, hand sorted, temporarily stored, and then delivered to other processing facilities or permitted landfills.

Although permitted for 24 hours/day, 7 days/week for maintenance and internal operation, the facility is opened to the public only from 6:00 a.m. to 4:45 p.m. Monday-Sunday.

## **CONTENT ELEMENTS**

### **1. Housekeeping Activities**

#### *a. Tipping Floors*

Materials received at the facility are tipped in one of five bunkers depending on the type of material. Bunkers are used for receiving greenwaste, mixed MSW, curbside recyclables and C&D material.

Litter is removed from in and around this area daily by a mechanical sweeper, and/or by hand with brooms. The equipment is also cleaned at the end of each day by wiping down to remove dirt and dust. Detergents are not used.

#### *b. Transfer Tunnel*

There is no transfer tunnel.

#### *c. Other Areas*

Litter crews police the site daily, including the access and egress points to collect litter and debris, and a mechanical street sweeper cleans all paved areas, driveways, and the frontage sections of Slauson Avenue each day.

All housekeeping activities are documented in a daily record.

### **2. Community Response Procedures**

#### *a. Contact Sign*

On the facility gate, within 50 feet of the main entrance, there is a sign with contact information for the facility, SCAQMD, and the local enforcement agency (LEA). The sign is at least 48 inches wide by 48 inches tall and the lettering is at least 4 inches tall. The text contrasts with the sign background for proper legibility. The lower edge of the sign is located between six and eight feet above grade. See **Attachment A** for a drawing of the sign.

b. *Community Coordinator*

At Active Recycling the community coordinator is Errol Segal, General Manager, (323) 295-7774.

c. *Complaint Response Protocol*

Active Recycling staff will follow the complaint response protocol when an odor complaint is received by the facility or when notified by the SCAQMD or the LEA that an odor complaint has been received for the facility. If an odor complaint is received, Active Recycling staff will go to the location of the odor complaint to verify the presence and intensity of the odors. If the odor can be detected at the complainant's home or business, Active Recycling staff will trace the odor by conducting odor checks around the general vicinity. If the odor was determined to be generated offsite, Active Recycling staff will contact the complainant notifying them of the source of the odors. If however, Active Recycling staff determines that the odor is generated by the facility, they will immediately identify the source of the odor and mitigate.

All odor complaints will be logged in a separate complaint or odor complaint log, and the LEA will be notified within 24 hours. Odor complaints will be logged on a pre-printed form that has entry areas for the appropriate information. All complaints will be logged as to the time, date, location, ambient air temperature, cloud cover, wind direction and speed, and nature of complaint. See **Attachment B** for a sample of the Odor Complaint Form.

If the facility receives more than different complaints within a one month period or two complaints from the same individual within a one month period, staff will meet with the LEA and the complainant (if possible) within a reasonable time to discuss the source of the odor and discuss operational changes that would minimize odors in the future.

The presence of odor is also monitored at the site's east, west, north, and south boundaries prior to commencing and closing daily operations. The level of offensiveness from on-site odors at the property boundary is based on a scale of 1 to 6 as follows:

1. No Odor
2. Very Faint
3. Faint
4. Distinct
5. Strong
6. Very Strong

Should an odor problem occur at a level 3 or above, the following steps will be taken:

- Identify the source of the odor
- Determine possible cause(s) and select remedial action
- In the event the odors cannot be controlled by any of the remedies, the odorous material will be trucked to the landfill.

Should odors increase or a complaint be verified, the plan will be re-evaluated and more provisions will be considered to monitor or minimize odors.

*d. Complaint Log*

The facility keeps a written log of all complaints. The log is available for review at the site office located at 2000 West Slauson Ave, Los Angeles, CA 90047.

*e. Odor Survey Procedures*

If an odor complaint is received by the facility, or when the LEA is notified that an odor complaint has been received for the facility, a facility representative conducts an odor survey of the surrounding community as soon as practical, but does not exceed two hours after receiving the complaint, or notification. The survey is conducted in a complete radius at no less than four locations around the facility and extends outward as far as odors are detected. The facility's Odor Complaint Form (see **Attachment B**) is used to document the survey.

## **CONTROL STRATEGIES**

### Design Considerations for Minimizing Odors

In order to minimize the development of conditions that could lead to odor problems, the material handling areas of the site were designed based on the nature and quantity of materials to be received and stored, climatological factors, adjacent land use, grading, and drainage controls.

### Facility Design

Inside the designated transfer and processing area there are five tipping areas and storage bunkers.

Waste storage is minimized by implementing a "first-in, first-out" policy. In accordance with State law, no waste is stored onsite longer than 48 hours. The facility does not anticipate waste storage for this extended amount of time. Generally, waste will be transferred from the facility within 24 hours.

Material on the tipping floor will either be transferred from the site or stored in roll-offs by 8:00 p.m. each day, unless an emergency occurs. In any case, waste will not be stored onsite longer than 48 hours.

#### Meteorological Conditions

The facility is located in a benign area concerning meteorological events. The location experiences very little rain and prevailing winds blow in from the southwest. This is directly away from the sensitive residential receptors. See **Attachment C** for the wind rose from the Los Angeles International Airport.

In addition the temperature of the location is mild throughout the year. During Santa Ana wind episodes, the winds shift out of the east and can blow at high velocities (above 25 mph). Facility operations are not significantly affected by the wind as all activity is conducted in a fully-enclosed building.

#### **Odor Sources**

The potential source of odor at the Active Recycling MRF and Transfer Station would be the tipping floors and storage areas.

The tipping floors and storage areas for mixed MSW, greenwaste and C&D are located in three sided bunkers. The walls act as a wind barrier, minimizing odor travel.

An overhead sprinkler system to water the tipping and transfer/load-out areas is used to control potential odor carrying particulates. The height of the misting system and coverage will be adjusted as recommended by the LEA to provide adequate coverage of all material tipping and load-out areas. Hand held deodorizer spray is used by personnel to control odor.

The sprinkler system moistens loads when tipped to reduce the amount of dust created. The deodorizer spray destroys odor from any material deposited on the tipping floor.

#### Protocol for Handling Odiferous Loads

All incoming loads are checked for offensive odor. Such loads are rejected at the scalehouse. Should odiferous material be found in the tipping areas, it will be immediately sprayed with a handheld deodorizer and loaded out in the next transfer truck leaving the site.

#### Covering Trucks and Trailers

All roll-offs are fully tarped prior to exiting the facility. In addition, if they are filled after the landfill closes they are covered at night with tarps, to minimize odor.

**SUPPLEMENTARY CONTENT ELEMENTS**

Buffer Zone


The Active Recycling site is located in a M2-1 (light industrial) zone, and is surrounded by compatible industrial land uses. The immediate adjacent land uses include: a Home Depot store to the east, the City of Los Angeles’ Southwest Street MDY Large Volume Transfer/Processing Facility (CalRecycle permit 19-AA-0818) to the west, rail lines and industrial uses to the south, and Slauson Avenue and commercial uses to the north. Properties within 1,000 feet radius of the facility are zoned M2-1(light industrial), C2-1 (commercial), and some R2-1, and R1-1 (residential).

The facility does not qualify for exemption under the Buffer Zone criteria.

**ENFORCEABILITY**

“I am voluntarily submitting this Alternative Odor Management Plan to the Local Enforcement Agency in lieu of submitting an Odor Management Plan to the South Coast Quality Management District as required by the South Coast Air Quality Management District Rule 410. I agree to abide by the provision of the Alternative Odor Management Plan and understand that the Alternative Odor Management Plan is subject to enforcement by the Local Enforcement Agency. I understand that I must comply with any or all applicable state statutes and federal and local rules and regulation, including those provisions relating to public nuisance.”


Marilyn D. Segal  
Name (print)

  
Signature

3/15/2023  
Date

“I am voluntarily submitting this Alternative Odor Management Plan to the Local Enforcement Agency in lieu of submitting an Odor Management Plan to the South Coast Quality Management District as required by the South Coast Air Quality Management District Rule 410. I agree to abide by the provision of the Alternative Odor Management Plan and understand that the Alternative Odor Management Plan is subject to enforcement by the Local Enforcement Agency. I understand that I must comply with any or all applicable state statutes and federal and local rules and regulation, including those provisions relating to public nuisance.”

Errol H. Segal  
Name (print)

  
Signature

3/15/2023  
Date

**Attachment A**

For questions and complaints call:

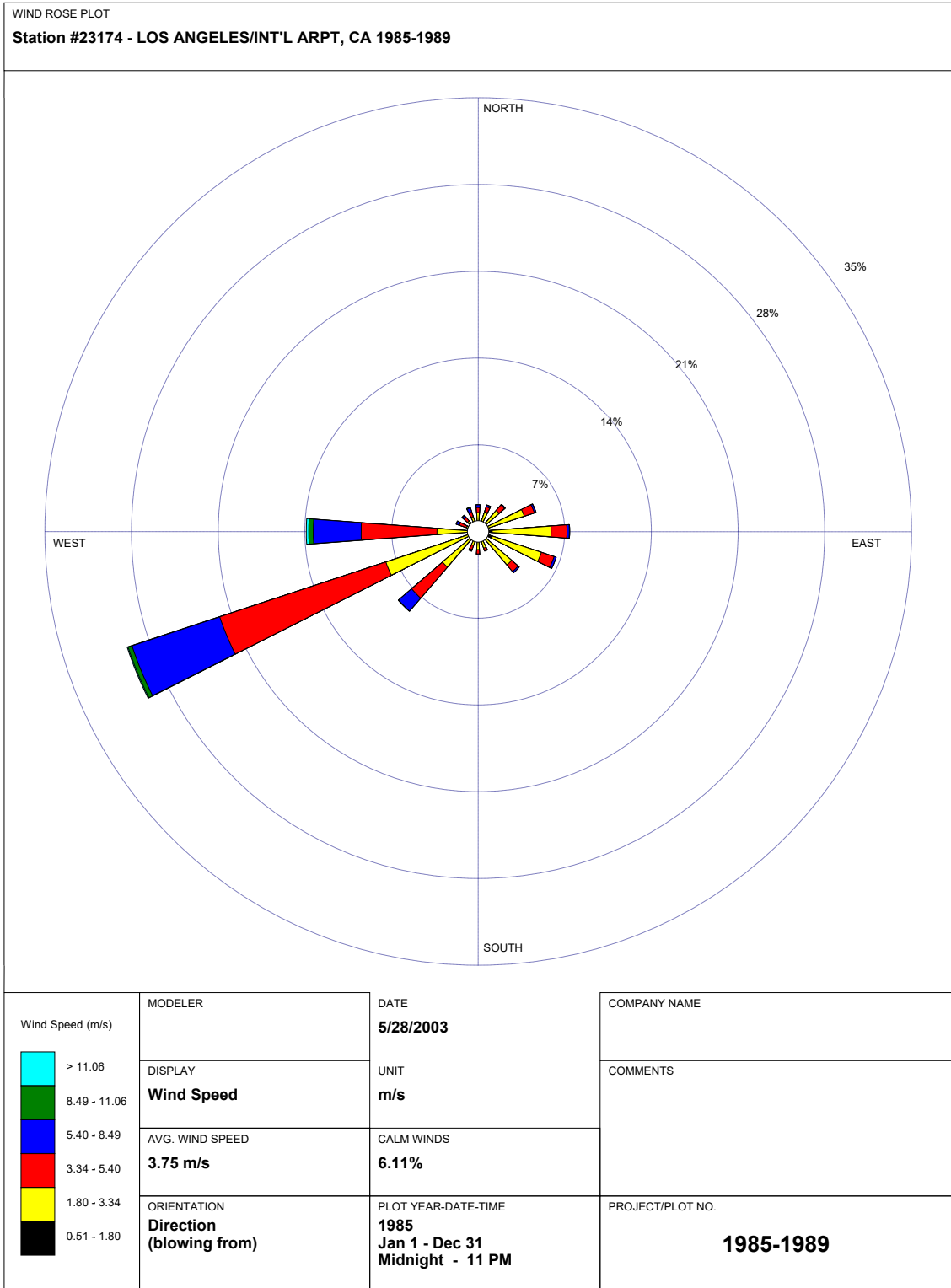
**ERROL SEGAL**  
FACILITY MANAGER  
**(323) 295-7774**

**LOCAL ENFORCEMENT AGENCY**  
**(213) 252-3939**

**AIR QUALITY MANAGEMENT DISTRICT**  
24 HOUR LINE  
**(909) 396-2000**







## **APPENDIX E**

# **SAFETY COMPLIANCE REPORT**



- B. Kept in safe operating condition.   \_\_\_\_\_
- C. Operated and inspected per mfg. instructions.   \_\_\_\_\_

**Hand Tools:**

- |   | O.K.                     | Needed                   | Action | Comments |
|---|--------------------------|--------------------------|--------|----------|
| A. Always inspected before using.               | <input type="checkbox"/> | <input type="checkbox"/> |        | _____    |
| B. Only used for intended purpose.              | <input type="checkbox"/> | <input type="checkbox"/> |        | _____    |
| C. Damaged tools repaired or replaced promptly. | <input type="checkbox"/> | <input type="checkbox"/> |        | _____    |

**Stairs:**

- A. Lighting adequate.   \_\_\_\_\_
- B. Non-slip surface.   \_\_\_\_\_
- C. Handrails secure.   \_\_\_\_\_

**Ladders:**

- A. Proper type for intended use.   \_\_\_\_\_
- B. Maintained in good condition.   \_\_\_\_\_
- C. Proper ladders used instead of chairs, boxes, etc.   \_\_\_\_\_

**First Aid:**

- A. Fully stocked First Aid kit.   \_\_\_\_\_
- B. Emergency telephone numbers posted.   \_\_\_\_\_
- C. At least one person trained in First Aid.   \_\_\_\_\_

**Emergency Action Plan:**

- A. Written; covers fire and other emergencies.   \_\_\_\_\_
- B. Communicated to all employees.   \_\_\_\_\_
- C. Employees designated and trained to implement plan.   \_\_\_\_\_

**Fire Protection:**

- A. Firefighting equipment is serviced and accessible.   \_\_\_\_\_
- B. Employees instructed in use of firefighting equip.   \_\_\_\_\_
- C. Employees instructed in fire protection procedures.   \_\_\_\_\_

**Egress:**

- A. Exits clearly marked.   \_\_\_\_\_
- B. Exits accessible.   \_\_\_\_\_
- C. Exit doors unlocked.   \_\_\_\_\_

**Electrical:**

- A. All equipment either grounded or double insulated.   \_\_\_\_\_
- B. Extension cords in good repair.   \_\_\_\_\_
- C. At least 36" clearance around control panels.   \_\_\_\_\_

**Personal Protective Equipment:**

- A. Proper equipment in use where needed.   \_\_\_\_\_
- B. Properly maintained and stored.   \_\_\_\_\_
- C. Employees trained in proper usage.   \_\_\_\_\_

**Health Hazards:**

- A. Hazard communication program in place.   \_\_\_\_\_



## **APPENDIX F**

# **INJURY AND ILLNESS PREVENTION PROGRAM**

**(On File in Office)**